




Creative Fabrica

**Embroidery Design
Sewing Information**

www.creativefabrica.com/embroidery/

© Creative Fabrica


- 1 Electric Blue
- 2 Deep Green
- 3 Blaze Medium
- 4 Purple
- 5 Aurifil Royal Blue
- 6 Pink
- 7 Gold/Yellow
- 8 Light Green



File: A.T01
Stitches: 19694
Size: 4.23x10.13 "

Colors: 8/8
Stops: 7


- 1 Electric Blue
- 2 Deep Green
- 3 Blaze Medium
- 4 Purple
- 5 Aurifil Royal Blue
- 6 Pink
- 7 Gold/Yellow



File: B.T01
Stitches: 18821
Size: 4.23x10.13 "

Colors: 7/7
Stops: 6


- 1 Electric Blue
- 2 Deep Green
- 3 Blaze Medium
- 4 Purple
- 5 Aurifil Royal Blue
- 6 Pink
- 7 Gold/Yellow
- 8 Light Green



File: C.T01
Stitches: 19589
Size: 4.23x10.13 "

Colors: 8/8
Stops: 7


- 1 Electric Blue
- 2 Deep Green
- 3 Blaze Medium
- 4 Purple
- 5 Aurifil Royal Blue
- 6 Pink
- 7 Gold/Yellow
- 8 Light Green



File: D.T01
Stitches: 19539
Size: 4.23x10.13 "

Colors: 8/8
Stops: 7


- 1 Electric Blue
- 2 Deep Green
- 3 Blaze Medium
- 4 Purple
- 5 Aurifil Royal Blue
- 6 Pink
- 7 Gold/Yellow
- 8 Light Green



File: E.T01
Stitches: 19493
Size: 4.23x10.13 "

Colors: 8/8
Stops: 7


- 1 Electric Blue
- 2 Deep Green
- 3 Blaze Medium
- 4 Purple
- 5 Aurifil Royal Blue
- 6 Pink
- 7 Gold/Yellow
- 8 Light Green



File: F.T01
Stitches: 19448
Size: 4.23x10.13 "

Colors: 8/8
Stops: 7


- 1 Electric Blue
- 2 Deep Green
- 3 Blaze Medium
- 4 Purple
- 5 Aurifil Royal Blue
- 6 Pink
- 7 Gold/Yellow
- 8 Light Green



File: G.T01
Stitches: 19661
Size: 4.23x10.13 "

Colors: 8/8
Stops: 7


- 1 Electric Blue
- 2 Deep Green
- 3 Blaze Medium
- 4 Purple
- 5 Aurifil Royal Blue
- 6 Pink
- 7 Gold/Yellow
- 8 Light Green



File: H.T01
Stitches: 19636
Size: 4.23x10.13 "

Colors: 8/8
Stops: 7


- 1 Electric Blue
- 2 Deep Green
- 3 Blaze Medium
- 4 Purple
- 5 Aurifil Royal Blue
- 6 Pink
- 7 Gold/Yellow
- 8 Light Green



File: I.T01
Stitches: 19223
Size: 4.23x10.13 "

Colors: 8/8
Stops: 7


- 1 Electric Blue
- 2 Deep Green
- 3 Blaze Medium
- 4 Purple
- 5 Aurifil Royal Blue
- 6 Pink
- 7 Gold/Yellow
- 8 Light Green



File: J.T01
Stitches: 19464
Size: 4.23x10.13 "

Colors: 8/8
Stops: 7


- 1 Electric Blue
- 2 Deep Green
- 3 Blaze Medium
- 4 Purple
- 5 Aurifil Royal Blue
- 6 Pink
- 7 Gold/Yellow
- 8 Light Green



File: K.T01
Stitches: 19517
Size: 4.23x10.13 "

Colors: 8/8
Stops: 7


- 1 Electric Blue
- 2 Deep Green
- 3 Blaze Medium
- 4 Purple
- 5 Aurifil Royal Blue
- 6 Pink
- 7 Gold/Yellow
- 8 Light Green



File: L.T01
Stitches: 19347
Size: 4.23x10.13 "

Colors: 8/8
Stops: 7


- 1 Electric Blue
- 2 Deep Green
- 3 Blaze Medium
- 4 Purple
- 5 Aurifil Royal Blue
- 6 Pink
- 7 Gold/Yellow
- 8 Light Green



File: M.T01
Stitches: 19746
Size: 4.23x10.13 "

Colors: 8/8
Stops: 7


- 1 Electric Blue
- 2 Deep Green
- 3 Blaze Medium
- 4 Purple
- 5 Aurifil Royal Blue
- 6 Pink
- 7 Gold/Yellow
- 8 Light Green



File: N.T01
Stitches: 19583
Size: 4.23x10.13 "

Colors: 8/8
Stops: 7


- 1 Electric Blue
- 2 Deep Green
- 3 Blaze Medium
- 4 Purple
- 5 Aurifil Royal Blue
- 6 Pink
- 7 Gold/Yellow
- 8 Light Green



File: O.T01
Stitches: 19484
Size: 4.23x10.13 "

Colors: 8/8
Stops: 7


- 1 Electric Blue
- 2 Deep Green
- 3 Blaze Medium
- 4 Purple
- 5 Aurifil Royal Blue
- 6 Pink
- 7 Gold/Yellow
- 8 Light Green



File: P.T01
Stitches: 19576
Size: 4.23x10.13 "

Colors: 8/8
Stops: 7


- 1 Electric Blue
- 2 Deep Green
- 3 Blaze Medium
- 4 Purple
- 5 Aurifil Royal Blue
- 6 Pink
- 7 Gold/Yellow
- 8 Light Green



File: Q.T01
Stitches: 19521
Size: 4.23x10.13 "

Colors: 8/8
Stops: 7


- 1 Electric Blue
- 2 Deep Green
- 3 Blaze Medium
- 4 Purple
- 5 Aurifil Royal Blue
- 6 Pink
- 7 Gold/Yellow
- 8 Light Green



File: R.T01
Stitches: 19565
Size: 4.23x10.13 "

Colors: 8/8
Stops: 7


- 1 Electric Blue
- 2 Deep Green
- 3 Blaze Medium
- 4 Purple
- 5 Aurifil Royal Blue
- 6 Pink
- 7 Gold/Yellow
- 8 Light Green



File: S.T01
Stitches: 19722
Size: 4.23x10.13 "

Colors: 8/8
Stops: 7


- 1 Electric Blue
- 2 Deep Green
- 3 Blaze Medium
- 4 Purple
- 5 Aurifil Royal Blue
- 6 Pink
- 7 Gold/Yellow
- 8 Light Green



File: T.T01
Stitches: 19404
Size: 4.23x10.13 "

Colors: 8/8
Stops: 7


- 1 Electric Blue
- 2 Deep Green
- 3 Blaze Medium
- 4 Purple
- 5 Aurifil Royal Blue
- 6 Pink
- 7 Gold/Yellow
- 8 Light Green



File: U.T01
Stitches: 19421
Size: 4.23x10.13 "

Colors: 8/8
Stops: 7


- 1 Electric Blue
- 2 Deep Green
- 3 Blaze Medium
- 4 Purple
- 5 Aurifil Royal Blue
- 6 Pink
- 7 Gold/Yellow
- 8 Light Green



File: V.T01
Stitches: 19397
Size: 4.23x10.13 "

Colors: 8/8
Stops: 7


- 1 Electric Blue
- 2 Deep Green
- 3 Blaze Medium
- 4 Purple
- 5 Aurifil Royal Blue
- 6 Pink
- 7 Gold/Yellow
- 8 Light Green



File: W.T01
Stitches: 19660
Size: 4.23x10.13 "

Colors: 8/8
Stops: 7


- 1 Electric Blue
- 2 Deep Green
- 3 Blaze Medium
- 4 Purple
- 5 Aurifil Royal Blue
- 6 Pink
- 7 Gold/Yellow
- 8 Light Green



File: X.T01
Stitches: 19478
Size: 4.23x10.13 "


Colors: 8/8
Stops: 7

- 1 Electric Blue
- 2 Deep Green
- 3 Blaze Medium
- 4 Purple
- 5 Aurifil Royal Blue
- 6 Pink
- 7 Gold/Yellow
- 8 Light Green



Colors: 8/8
Stops: 7

- 1 Electric Blue
- 2 Deep Green
- 3 Blaze Medium
- 4 Purple
- 5 Aurifil Royal Blue
- 6 Pink
- 7 Gold/Yellow
- 8 Light Green



Colors: 8/8
Stops: 7

File: Y.T01
Stitches: 19407
Size: 4.23x10.13 "

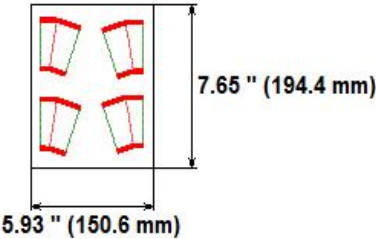
File: Z.T01
Stitches: 19405
Size: 4.23x10.13 "

Needle Thread consumption

1	9018	6.5% (4.5 ft)
2	1095	16.8% (11.6 ft)
3	1029	76.8% (53.2 ft)

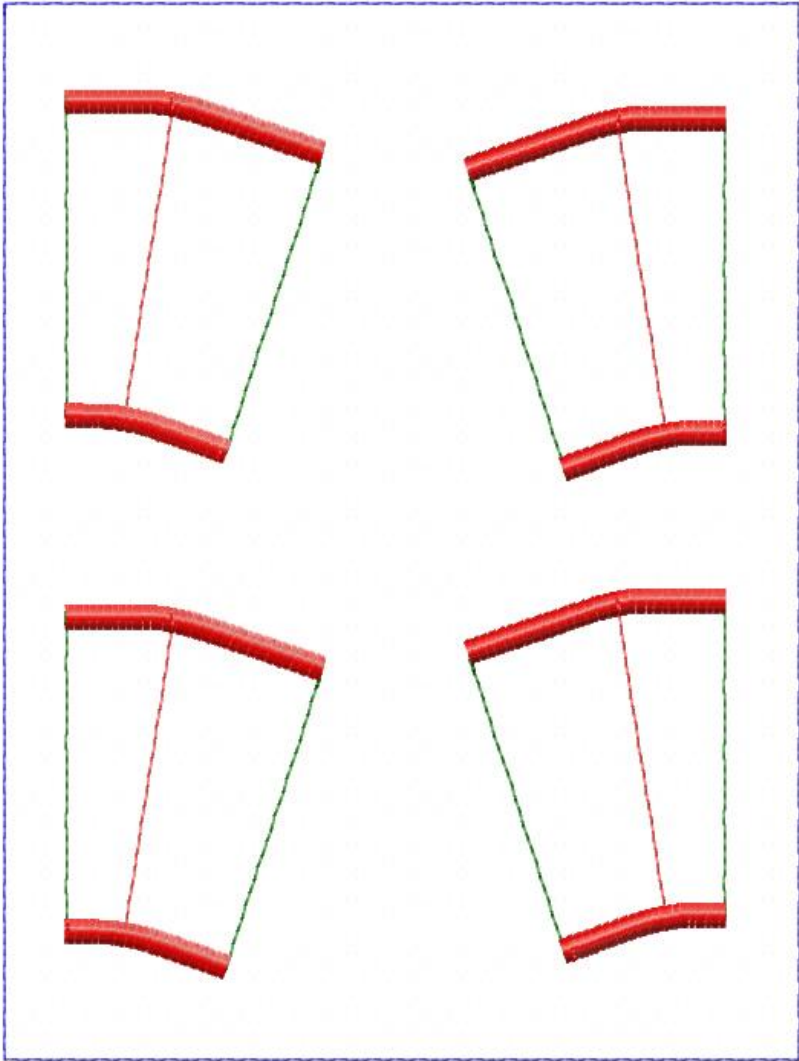
Upper thread 69.3 ft
Bobbin 23.1 ft
Catalog: Hemingworth


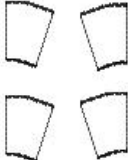
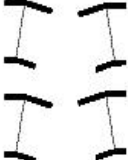
File: 1.pec (Babylock, Bernina, Brother #PEC0001)
Design name: 1
Stitches: 3707
Size: 5.93 x 7.65 " (150.6 x 194.4 mm)
Begin: 2.96, 3.83 "
End: 0.48, 1.02 "
Start needle: 1
Colors: 3/3 , Stops: 2
Date: 06.09.2019

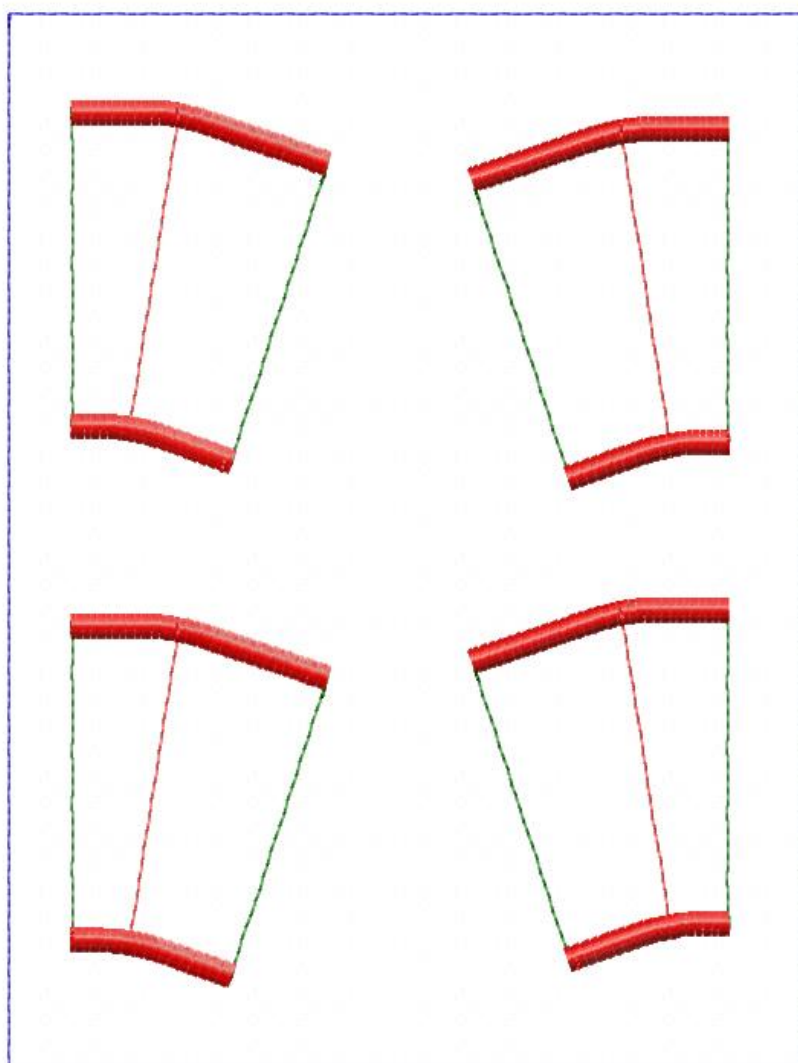






Histogram


(336)	Stop 1
(1169)	Stop 2
(3707)	End



1, St:336, Th:9018 Sapphire	2, St:833, Th:1095 Grassy Green	3, St:2538, Th:1029 Fall Harvest
		



1, St:206, Th:9018 Sapphire	2, St:434, Th:1095 Grassy Green	3, St:759, Th:1029 Fall Harvest	4, St:3052, Th:1036 Fuchsia
			

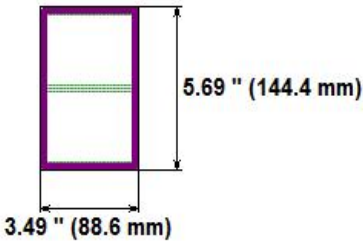


Needle Thread consumption

1	9018	2.8%	(2.9 ft)
2	1095	5.4%	(5.6 ft)
3	1029	12.0%	(12.3 ft)
4	1036	79.8%	(82.1 ft)

Upper thread 102.9 ft
Bobbin 34.3 ft
Catalog: Hemingworth

File: 2.pec (Babylock, Bernina, Brother #PEC0001)
Design name: 2
Stitches: 4451
Size: 3.49 x 5.69 " (88.6 x 144.4 mm)
Begin: 1.74, 2.84 "
End: 0.21, 4.72 "
Start needle: 1
Colors: 4/4 , Stops: 3
Date: 06.09.2019




Histogram

Stitches ratio diagram:



- (206) Stop 1
- (640) Stop 2
- (1399) Stop 3
- (4451) End

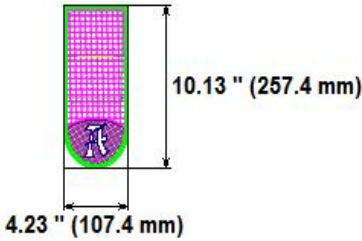


Needle	Thread consumption
1 9018	1.5% (4.4 ft)
2 1095	3.3% (10.0 ft)
3 1029	1.2% (3.6 ft)
4 1036	14.8% (44.3 ft)
5 1223	1.9% (5.7 ft)
6 9019	23.1% (69.3 ft)
7 1275	9.9% (29.8 ft)
8 1273	44.3% (132.7 ft)
Upper thread	299.8 ft
Bobbin	99.9 ft
Catalog: Hemingworth	

File: A.T01 (Tajima)
Stitches: 19694
Size: 4.23 x 10.13 " (107.4 x 257.4 mm)
Begin: 2.11, 5.07 "
End: 2.11, 5.07 "
Start needle: 1
Colors: 8/8 , Stops: 7
Date: 25.12.2019




imilova777@gmail.com



Histogram

- (295) Stop 1
- (1050) Stop 2
- (1320) Stop 3
- (3973) Stop 4
- (4527) Stop 5
- (12352) Stop 6
- (14441) Stop 7
- (19694) End

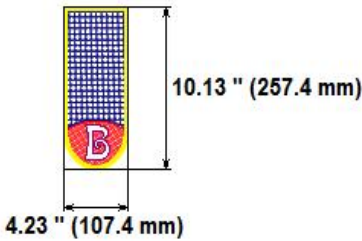


Needle	Thread consumption
1 9018	1.5% (4.1 ft)
2 1095	1.3% (3.6 ft)
3 1029	14.4% (41.1 ft)
4 1036	2.0% (5.8 ft)
5 1223	24.3% (69.3 ft)
6 9019	10.1% (28.8 ft)
7 1275	46.5% (132.6 ft)
Upper thread	285.3 ft
Bobbin	95.1 ft
Catalog: Hemingworth	

File: B.T01 (Tajima)
Stitches: 18821
Size: 4.23 x 10.13 " (107.4 x 257.4 mm)
Begin: 2.11, 5.07 "
End: 2.11, 5.07 "
Start needle: 1
Colors: 7/7 , Stops: 6
Date: 25.12.2019



imilova777@gmail.com




Histogram

Stitches ratio diagram:



- (287) Stop 1
- (557) Stop 2
- (3106) Stop 3
- (3709) Stop 4
- (11535) Stop 5
- (13574) Stop 6
- (18821) End



Needle Thread consumption

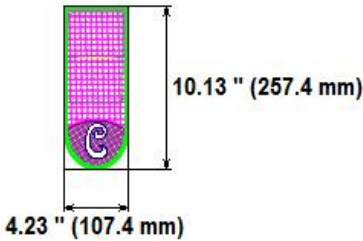
1	9018	1.5%	(4.4 ft)
2	1095	3.3%	(10.0 ft)
3	1029	1.2%	(3.6 ft)
4	1036	14.5%	(43.2 ft)
5	1223	1.6%	(4.9 ft)
6	9019	23.3%	(69.3 ft)
7	1275	10.0%	(29.8 ft)
8	1273	44.6%	(132.7 ft)

Upper thread 297.9 ft
Bobbin 99.3 ft
Catalog: Hemingworth

File: C.T01 (Tajima)
Stitches: 19589
Size: 4.23 x 10.13 " (107.4 x 257.4 mm)
Begin: 2.11, 5.07 "
End: 2.11, 5.07 "
Start needle: 1
Colors: 8/8 , Stops: 7
Date: 25.12.2019




imilova777@gmail.com



Histogram

- (295) Stop 1
- (1050) Stop 2
- (1320) Stop 3
- (3907) Stop 4
- (4422) Stop 5
- (12247) Stop 6
- (14336) Stop 7
- (19589) End

Stitches ratio diagram:



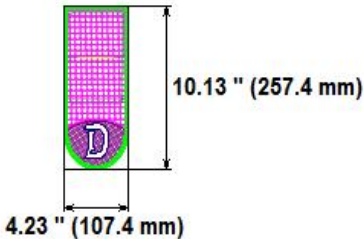
Needle	Thread consumption
1 9018	1.5% (4.4 ft)
2 1095	3.4% (10.0 ft)
3 1029	1.2% (3.6 ft)
4 1036	14.2% (42.2 ft)
5 1223	1.8% (5.2 ft)
6 9019	23.3% (69.2 ft)
7 1275	10.0% (29.8 ft)
8 1273	44.7% (132.7 ft)

Upper thread 297.2 ft
 Bobbin 99.1 ft
 Catalog: Hemingworth

File: D.T01 (Tajima)
 Stitches: 19539
 Size: 4.23 x 10.13 " (107.4 x 257.4 mm)
 Begin: 2.11, 5.07 "
 End: 2.11, 5.07 "
 Start needle: 1
 Colors: 8/8 , Stops: 7
 Date: 25.12.2019




imilova777@gmail.com



Histogram

- (295) Stop 1
- (1050) Stop 2
- (1320) Stop 3
- (3863) Stop 4
- (4372) Stop 5
- (12197) Stop 6
- (14286) Stop 7
- (19539) End

Stitches ratio diagram:



Needle Thread consumption

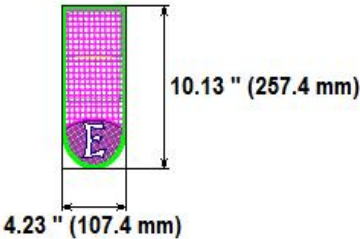
1	9018	1.5%	(4.4 ft)
2	1095	3.4%	(10.0 ft)
3	1029	1.2%	(3.6 ft)
4	1036	14.4%	(42.7 ft)
5	1223	1.6%	(4.8 ft)
6	9019	23.3%	(69.3 ft)
7	1275	10.0%	(29.8 ft)
8	1273	44.6%	(132.7 ft)

Upper thread 297.3 ft
Bobbin 99.1 ft
Catalog: Hemingworth

File: E.T01 (Tajima)
Stitches: 19493
Size: 4.23 x 10.13 " (107.4 x 257.4 mm)
Begin: 2.11, 5.07 "
End: 2.11, 5.07 "
Start needle: 1
Colors: 8/8 , Stops: 7
Date: 25.12.2019




imilova777@gmail.com



Histogram

- (295) Stop 1
- (1050) Stop 2
- (1320) Stop 3
- (3847) Stop 4
- (4326) Stop 5
- (12151) Stop 6
- (14240) Stop 7
- (19493) End

Stitches ratio diagram:



Needle Thread consumption

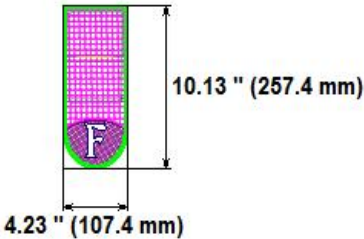
1	9018	1.5%	(4.4 ft)
2	1095	3.3%	(10.0 ft)
3	1029	1.2%	(3.6 ft)
4	1036	14.7%	(43.8 ft)
5	1223	1.4%	(4.0 ft)
6	9019	23.3%	(69.3 ft)
7	1275	10.0%	(29.8 ft)
8	1273	44.6%	(132.7 ft)

Upper thread 297.6 ft
Bobbin 99.2 ft
Catalog: Hemingworth

File: F.T01 (Tajima)
Stitches: 19448
Size: 4.23 x 10.13 " (107.4 x 257.4 mm)
Begin: 2.11, 5.07 "
End: 2.11, 5.07 "
Start needle: 1
Colors: 8/8 , Stops: 7
Date: 25.12.2019




imilova777@gmail.com



Histogram

- (295) Stop 1
- (1050) Stop 2
- (1320) Stop 3
- (3891) Stop 4
- (4280) Stop 5
- (12106) Stop 6
- (14195) Stop 7
- (19448) End

Stitches ratio diagram:



Needle Thread consumption

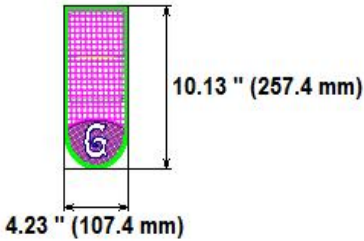
1	9018	1.5%	(4.4 ft)
2	1095	3.3%	(10.0 ft)
3	1029	1.2%	(3.6 ft)
4	1036	14.5%	(43.2 ft)
5	1223	1.7%	(5.2 ft)
6	9019	23.2%	(69.3 ft)
7	1275	10.0%	(29.8 ft)
8	1273	44.5%	(132.7 ft)

Upper thread 298.2 ft
Bobbin 99.4 ft
Catalog: Hemingworth

File: G.T01 (Tajima)
Stitches: 19661
Size: 4.23 x 10.13 " (107.4 x 257.4 mm)
Begin: 2.11, 5.07 "
End: 2.11, 5.07 "
Start needle: 1
Colors: 8/8 , Stops: 7
Date: 25.12.2019




imilova777@gmail.com



Histogram

- (295) Stop 1
- (1050) Stop 2
- (1320) Stop 3
- (3946) Stop 4
- (4494) Stop 5
- (12319) Stop 6
- (14408) Stop 7
- (19661) End

Stitches ratio diagram:

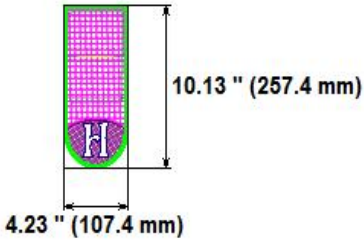


Needle	Thread consumption
1 9018	1.5% (4.4 ft)
2 1095	3.3% (10.0 ft)
3 1029	1.2% (3.6 ft)
4 1036	14.2% (42.3 ft)
5 1223	1.9% (5.6 ft)
6 9019	23.3% (69.2 ft)
7 1275	10.0% (29.8 ft)
8 1273	44.6% (132.7 ft)
Upper thread	297.7 ft
Bobbin	99.2 ft
Catalog: Hemingworth	

File: H.T01 (Tajima)
Stitches: 19636
Size: 4.23 x 10.13 " (107.4 x 257.4 mm)
Begin: 2.11, 5.07 "
End: 2.11, 5.07 "
Start needle: 1
Colors: 8/8 , Stops: 7
Date: 25.12.2019




imilova777@gmail.com



Histogram

- (295) Stop 1
- (1050) Stop 2
- (1320) Stop 3
- (3921) Stop 4
- (4469) Stop 5
- (12294) Stop 6
- (14383) Stop 7
- (19636) End



Needle Thread consumption

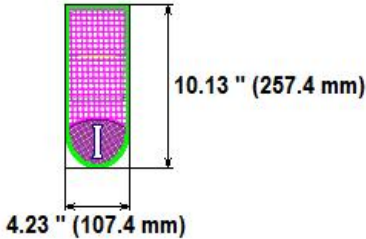
1	9018	1.5%	(4.4 ft)
2	1095	3.4%	(10.0 ft)
3	1029	1.2%	(3.6 ft)
4	1036	15.0%	(44.5 ft)
5	1223	0.9%	(2.7 ft)
6	9019	23.3%	(69.3 ft)
7	1275	10.0%	(29.8 ft)
8	1273	44.7%	(132.7 ft)

Upper thread 297.0 ft
Bobbin 99.0 ft
Catalog: Hemingworth

File: I.T01 (Tajima)
Stitches: 19223
Size: 4.23 x 10.13 " (107.4 x 257.4 mm)
Begin: 2.11, 5.07 "
End: 2.11, 5.07 "
Start needle: 1
Colors: 8/8 , Stops: 7
Date: 25.12.2019




imilova777@gmail.com



Histogram

- (295) Stop 1
- (1050) Stop 2
- (1320) Stop 3
- (3810) Stop 4
- (4054) Stop 5
- (11881) Stop 6
- (13970) Stop 7
- (19223) End

Stitches ratio diagram:



Needle Thread consumption

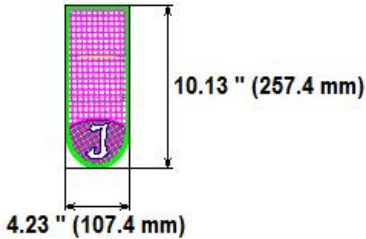
1	9018	1.5%	(4.4 ft)
2	1095	3.3%	(10.0 ft)
3	1029	1.2%	(3.6 ft)
4	1036	14.6%	(43.6 ft)
5	1223	1.4%	(4.1 ft)
6	9019	23.3%	(69.3 ft)
7	1275	10.0%	(29.8 ft)
8	1273	44.6%	(132.7 ft)

Upper thread 297.5 ft
Bobbin 99.2 ft
Catalog: Hemingworth

File: J.T01 (Tajima)
Stitches: 19464
Size: 4.23 x 10.13 " (107.4 x 257.4 mm)
Begin: 2.11, 5.07 "
End: 2.11, 5.07 "
Start needle: 1
Colors: 8/8 , Stops: 7
Date: 25.12.2019




imilova777@gmail.com



Histogram

- (295) Stop 1
- (1050) Stop 2
- (1320) Stop 3
- (3879) Stop 4
- (4296) Stop 5
- (12122) Stop 6
- (14211) Stop 7
- (19464) End

Stitches ratio diagram:



Needle Thread consumption

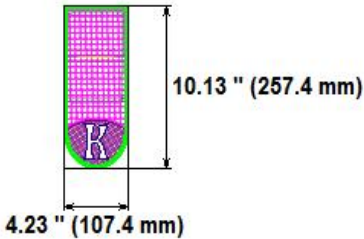
1	9018	1.5%	(4.4 ft)
2	1095	3.4%	(10.0 ft)
3	1029	1.2%	(3.6 ft)
4	1036	14.1%	(41.9 ft)
5	1223	1.8%	(5.2 ft)
6	9019	23.3%	(69.3 ft)
7	1275	10.0%	(29.8 ft)
8	1273	44.7%	(132.7 ft)

Upper thread 297.0 ft
Bobbin 99.0 ft
Catalog: Hemingworth

File: K.T01 (Tajima)
Stitches: 19517
Size: 4.23 x 10.13 " (107.4 x 257.4 mm)
Begin: 2.11, 5.07 "
End: 2.11, 5.07 "
Start needle: 1
Colors: 8/8 , Stops: 7
Date: 25.12.2019




imilova777@gmail.com



Histogram

- (295) Stop 1
- (1050) Stop 2
- (1320) Stop 3
- (3837) Stop 4
- (4349) Stop 5
- (12175) Stop 6
- (14264) Stop 7
- (19517) End

Stitches ratio diagram:



Needle Thread consumption

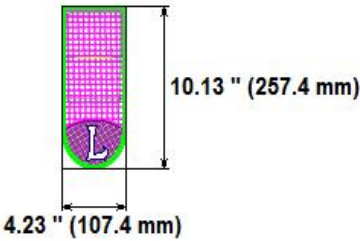
1	9018	1.5%	(4.4 ft)
2	1095	3.4%	(10.0 ft)
3	1029	1.2%	(3.6 ft)
4	1036	14.6%	(43.3 ft)
5	1223	1.2%	(3.7 ft)
6	9019	23.3%	(69.3 ft)
7	1275	10.0%	(29.8 ft)
8	1273	44.7%	(132.7 ft)

Upper thread 296.8 ft
Bobbin 98.9 ft
Catalog: Hemingworth

File: L.T01 (Tajima)
Stitches: 19347
Size: 4.23 x 10.13 " (107.4 x 257.4 mm)
Begin: 2.11, 5.07 "
End: 2.11, 5.07 "
Start needle: 1
Colors: 8/8 , Stops: 7
Date: 25.12.2019




imilova777@gmail.com



Histogram

- (295) Stop 1
- (1050) Stop 2
- (1320) Stop 3
- (3821) Stop 4
- (4178) Stop 5
- (12005) Stop 6
- (14094) Stop 7
- (19347) End

Stitches ratio diagram:



Needle Thread consumption

1	9018	1.5%	(4.4 ft)
2	1095	3.3%	(10.0 ft)
3	1029	1.2%	(3.6 ft)
4	1036	14.2%	(42.5 ft)
5	1223	2.1%	(6.2 ft)
6	9019	23.2%	(69.3 ft)
7	1275	10.0%	(29.8 ft)
8	1273	44.5%	(132.7 ft)

Upper thread 298.5 ft
Bobbin 99.5 ft
Catalog: Hemingworth

File: M.T01 (Tajima)

Stitches: 19746

Size: 4.23 x 10.13 " (107.4 x 257.4 mm)

Begin: 2.11, 5.07 "

End: 2.11, 5.07 "

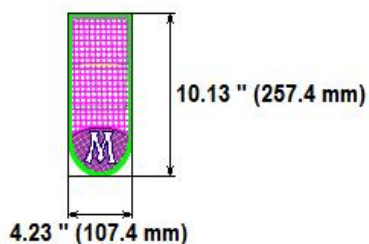
Start needle: 1

Colors: 8/8 , Stops: 7

Date: 25.12.2019

ImilovaCreations
ImilovaCreations


imilova777@gmail.com



Histogram

(295) Stop 1
(1050) Stop 2
(1320) Stop 3
(3960) Stop 4
(4578) Stop 5
(12404) Stop 6
(14493) Stop 7
(19746) End

Stitches ratio diagram:



Needle Thread consumption

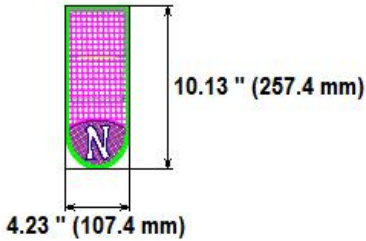
1	9018	1.5%	(4.4 ft)
2	1095	3.3%	(10.0 ft)
3	1029	1.2%	(3.6 ft)
4	1036	14.3%	(42.5 ft)
5	1223	1.8%	(5.4 ft)
6	9019	23.3%	(69.3 ft)
7	1275	10.0%	(29.8 ft)
8	1273	44.6%	(132.7 ft)

Upper thread 297.7 ft
Bobbin 99.2 ft
Catalog: Hemingworth

File: N.T01 (Tajima)
Stitches: 19583
Size: 4.23 x 10.13 " (107.4 x 257.4 mm)
Begin: 2.11, 5.07 "
End: 2.11, 5.07 "
Start needle: 1
Colors: 8/8 , Stops: 7
Date: 25.12.2019




imilova777@gmail.com



Histogram

- (295) Stop 1
- (1050) Stop 2
- (1320) Stop 3
- (3892) Stop 4
- (4416) Stop 5
- (12241) Stop 6
- (14330) Stop 7
- (19583) End

Stitches ratio diagram:



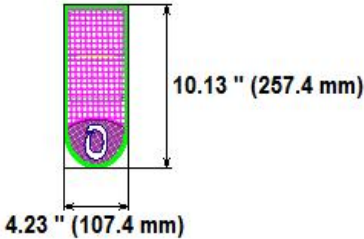
Needle	Thread consumption
1 9018	1.5% (4.4 ft)
2 1095	3.3% (10.0 ft)
3 1029	1.2% (3.6 ft)
4 1036	14.5% (43.0 ft)
5 1223	1.6% (4.7 ft)
6 9019	23.3% (69.3 ft)
7 1275	10.0% (29.8 ft)
8 1273	44.6% (132.7 ft)

Upper thread 297.5 ft
 Bobbin 99.2 ft
 Catalog: Hemingworth

File: O.T01 (Tajima)
 Stitches: 19484
 Size: 4.23 x 10.13 " (107.4 x 257.4 mm)
 Begin: 2.11, 5.07 "
 End: 2.11, 5.07 "
 Start needle: 1
 Colors: 8/8 , Stops: 7
 Date: 25.12.2019




imilova777@gmail.com



Histogram

- (295) Stop 1
- (1050) Stop 2
- (1320) Stop 3
- (3881) Stop 4
- (4316) Stop 5
- (12142) Stop 6
- (14231) Stop 7
- (19484) End



Needle Thread consumption

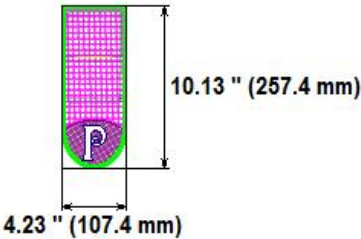
1	9018	1.5%	(4.4 ft)
2	1095	3.3%	(10.0 ft)
3	1029	1.2%	(3.6 ft)
4	1036	14.5%	(43.1 ft)
5	1223	1.6%	(4.9 ft)
6	9019	23.3%	(69.3 ft)
7	1275	10.0%	(29.8 ft)
8	1273	44.6%	(132.7 ft)

Upper thread 297.8 ft
Bobbin 99.3 ft
Catalog: Hemingworth

File: P.T01 (Tajima)
Stitches: 19576
Size: 4.23 x 10.13 " (107.4 x 257.4 mm)
Begin: 2.11, 5.07 "
End: 2.11, 5.07 "
Start needle: 1
Colors: 8/8 , Stops: 7
Date: 25.12.2019




imilova777@gmail.com



Histogram

- (295) Stop 1
- (1050) Stop 2
- (1320) Stop 3
- (3889) Stop 4
- (4408) Stop 5
- (12234) Stop 6
- (14323) Stop 7
- (19576) End

Stitches ratio diagram:



Needle Thread consumption

1	9018	1.5%	(4.4 ft)
2	1095	3.3%	(10.0 ft)
3	1029	1.2%	(3.6 ft)
4	1036	14.5%	(43.2 ft)
5	1223	1.6%	(4.9 ft)
6	9019	23.3%	(69.3 ft)
7	1275	10.0%	(29.8 ft)
8	1273	44.6%	(132.7 ft)

Upper thread 297.9 ft
Bobbin 99.3 ft
Catalog: Hemingworth

File: Q.T01 (Tajima)

Stitches: 19521

Size: 4.23 x 10.13 " (107.4 x 257.4 mm)

Begin: 2.11, 5.07 "

End: 2.11, 5.07 "

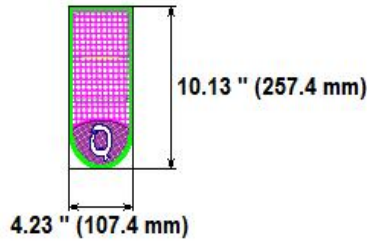
Start needle: 1

Colors: 8/8 , Stops: 7

Date: 25.12.2019




imilova777@gmail.com



Histogram

- (295) Stop 1
- (1050) Stop 2
- (1320) Stop 3
- (3884) Stop 4
- (4354) Stop 5
- (12179) Stop 6
- (14268) Stop 7
- (19521) End

Stitches ratio diagram:



Needle Thread consumption

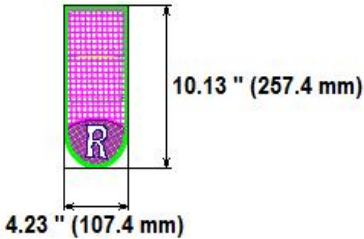
1	9018	1.5%	(4.4 ft)
2	1095	3.3%	(10.0 ft)
3	1029	1.2%	(3.6 ft)
4	1036	14.4%	(42.8 ft)
5	1223	1.6%	(4.9 ft)
6	9019	23.3%	(69.4 ft)
7	1275	10.0%	(29.8 ft)
8	1273	44.6%	(132.7 ft)

Upper thread 297.7 ft
Bobbin 99.2 ft
Catalog: Hemingworth

File: R.T01 (Tajima)
Stitches: 19565
Size: 4.23 x 10.13 " (107.4 x 257.4 mm)
Begin: 2.11, 5.07 "
End: 2.11, 5.07 "
Start needle: 1
Colors: 8/8 , Stops: 7
Date: 25.12.2019



imilova777@gmail.com




Histogram

Stitches ratio diagram:



- (295) Stop 1
- (1050) Stop 2
- (1320) Stop 3
- (3891) Stop 4
- (4394) Stop 5
- (12223) Stop 6
- (14312) Stop 7
- (19565) End



Needle Thread consumption

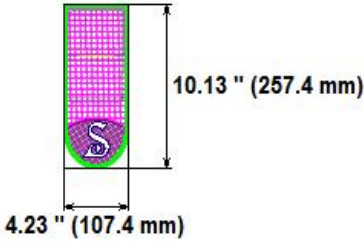
1	9018	1.5%	(4.4 ft)
2	1095	3.3%	(10.0 ft)
3	1029	1.2%	(3.6 ft)
4	1036	14.5%	(43.3 ft)
5	1223	1.9%	(5.6 ft)
6	9019	23.2%	(69.3 ft)
7	1275	10.0%	(29.8 ft)
8	1273	44.4%	(132.7 ft)

Upper thread 298.7 ft
Bobbin 99.6 ft
Catalog: Hemingworth

File: S.T01 (Tajima)
Stitches: 19722
Size: 4.23 x 10.13 " (107.4 x 257.4 mm)
Begin: 2.11, 5.07 "
End: 2.11, 5.07 "
Start needle: 1
Colors: 8/8 , Stops: 7
Date: 25.12.2019




imilova777@gmail.com



Histogram

- (295) Stop 1
- (1050) Stop 2
- (1320) Stop 3
- (3972) Stop 4
- (4554) Stop 5
- (12380) Stop 6
- (14469) Stop 7
- (19722) End

Stitches ratio diagram:



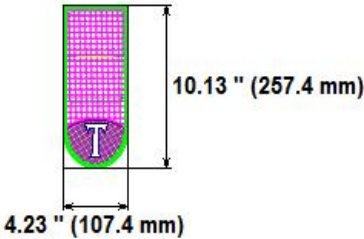


imilova777@gmail.com

Needle	Thread consumption
1 9018	1.5% (4.4 ft)
2 1095	3.3% (10.0 ft)
3 1029	1.2% (3.6 ft)
4 1036	14.8% (44.1 ft)
5 1223	1.2% (3.6 ft)
6 9019	23.3% (69.3 ft)
7 1275	10.0% (29.8 ft)
8 1273	44.6% (132.7 ft)

Upper thread 297.6 ft
Bobbin 99.2 ft
Catalog: Hemingworth

File: T.T01 (Tajima)
Stitches: 19404
Size: 4.23 x 10.13 " (107.4 x 257.4 mm)
Begin: 2.11, 5.07 "
End: 2.11, 5.07 "
Start needle: 1
Colors: 8/8 , Stops: 7
Date: 25.12.2019




Histogram

Stitches ratio diagram:



- (295) Stop 1
- (1050) Stop 2
- (1320) Stop 3
- (3875) Stop 4
- (4237) Stop 5
- (12062) Stop 6
- (14151) Stop 7
- (19404) End



Needle Thread consumption

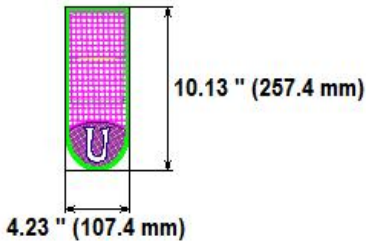
1	9018	1.5%	(4.4 ft)
2	1095	3.4%	(10.0 ft)
3	1029	1.2%	(3.6 ft)
4	1036	14.2%	(42.0 ft)
5	1223	1.6%	(4.6 ft)
6	9019	23.4%	(69.2 ft)
7	1275	10.1%	(29.8 ft)
8	1273	44.8%	(132.7 ft)

Upper thread 296.4 ft
Bobbin 98.8 ft
Catalog: Hemingworth

File: U.T01 (Tajima)
Stitches: 19421
Size: 4.23 x 10.13 " (107.4 x 257.4 mm)
Begin: 2.11, 5.07 "
End: 2.11, 5.07 "
Start needle: 1
Colors: 8/8 , Stops: 7
Date: 25.12.2019




imilova777@gmail.com



Histogram

- (295) Stop 1
- (1050) Stop 2
- (1320) Stop 3
- (3814) Stop 4
- (4254) Stop 5
- (12079) Stop 6
- (14168) Stop 7
- (19421) End

Stitches ratio diagram:



Needle Thread consumption

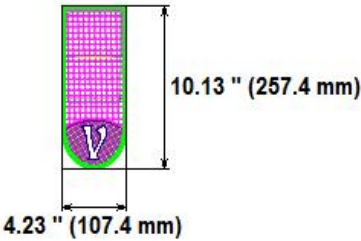
1	9018	1.5%	(4.4 ft)
2	1095	3.4%	(10.0 ft)
3	1029	1.2%	(3.6 ft)
4	1036	14.3%	(42.5 ft)
5	1223	1.5%	(4.3 ft)
6	9019	23.3%	(69.3 ft)
7	1275	10.1%	(29.8 ft)
8	1273	44.7%	(132.7 ft)

Upper thread 296.6 ft
Bobbin 98.9 ft
Catalog: Hemingworth

File: V.T01 (Tajima)
Stitches: 19397
Size: 4.23 x 10.13 " (107.4 x 257.4 mm)
Begin: 2.11, 5.07 "
End: 2.11, 5.07 "
Start needle: 1
Colors: 8/8 , Stops: 7
Date: 25.12.2019




imilova777@gmail.com



Histogram

- (295) Stop 1
- (1050) Stop 2
- (1320) Stop 3
- (3814) Stop 4
- (4230) Stop 5
- (12055) Stop 6
- (14144) Stop 7
- (19397) End

Stitches ratio diagram:



Needle Thread consumption

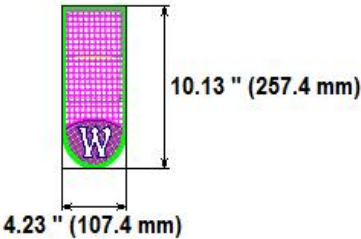
1	9018	1.5%	(4.4 ft)
2	1095	3.4%	(10.0 ft)
3	1029	1.2%	(3.6 ft)
4	1036	13.9%	(41.4 ft)
5	1223	2.0%	(6.0 ft)
6	9019	23.3%	(69.2 ft)
7	1275	10.0%	(29.8 ft)
8	1273	44.7%	(132.7 ft)

Upper thread 297.2 ft
Bobbin 99.1 ft
Catalog: Hemingworth

File: W.T01 (Tajima)
Stitches: 19660
Size: 4.23 x 10.13 " (107.4 x 257.4 mm)
Begin: 2.11, 5.07 "
End: 2.11, 5.07 "
Start needle: 1
Colors: 8/8 , Stops: 7
Date: 25.12.2019




imilova777@gmail.com



Histogram

- (295) Stop 1
- (1050) Stop 2
- (1320) Stop 3
- (3890) Stop 4
- (4494) Stop 5
- (12318) Stop 6
- (14407) Stop 7
- (19660) End

Stitches ratio diagram:



Needle Thread consumption

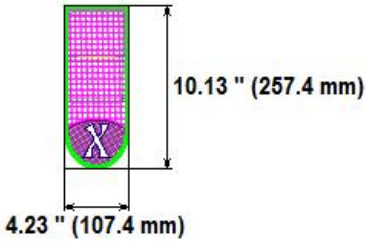
1	9018	1.5%	(4.4 ft)
2	1095	3.4%	(10.0 ft)
3	1029	1.2%	(3.6 ft)
4	1036	14.3%	(42.6 ft)
5	1223	1.6%	(4.8 ft)
6	9019	23.3%	(69.3 ft)
7	1275	10.0%	(29.8 ft)
8	1273	44.6%	(132.7 ft)

Upper thread 297.3 ft
Bobbin 99.1 ft
Catalog: Hemingworth

File: X.T01 (Tajima)
Stitches: 19478
Size: 4.23 x 10.13 " (107.4 x 257.4 mm)
Begin: 2.11, 5.07 "
End: 2.11, 5.07 "
Start needle: 1
Colors: 8/8 , Stops: 7
Date: 25.12.2019




imilova777@gmail.com



Histogram

- (295) Stop 1
- (1050) Stop 2
- (1320) Stop 3
- (3845) Stop 4
- (4310) Stop 5
- (12136) Stop 6
- (14225) Stop 7
- (19478) End

Stitches ratio diagram:



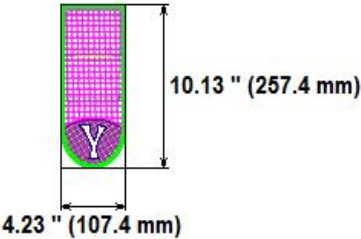
Needle	Thread consumption
1 9018	1.5% (4.4 ft)
2 1095	3.3% (10.0 ft)
3 1029	1.2% (3.6 ft)
4 1036	14.7% (43.8 ft)
5 1223	1.3% (3.9 ft)
6 9019	23.3% (69.3 ft)
7 1275	10.0% (29.8 ft)
8 1273	44.6% (132.7 ft)

Upper thread 297.5 ft
 Bobbin 99.2 ft
 Catalog: Hemingworth

File: Y.T01 (Tajima)
 Stitches: 19407
 Size: 4.23 x 10.13 " (107.4 x 257.4 mm)
 Begin: 2.11, 5.07 "
 End: 2.11, 5.07 "
 Start needle: 1
 Colors: 8/8 , Stops: 7
 Date: 25.12.2019




imilova777@gmail.com



Histogram



- (295) Stop 1
- (1050) Stop 2
- (1320) Stop 3
- (3870) Stop 4
- (4239) Stop 5
- (12065) Stop 6
- (14154) Stop 7
- (19407) End



Needle Thread consumption

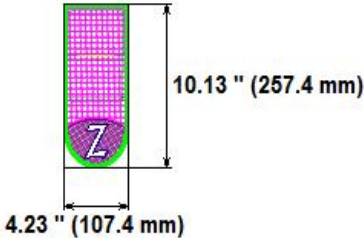
1	9018	1.5%	(4.4 ft)
2	1095	3.4%	(10.0 ft)
3	1029	1.2%	(3.6 ft)
4	1036	14.6%	(43.4 ft)
5	1223	1.4%	(4.1 ft)
6	9019	23.3%	(69.3 ft)
7	1275	10.0%	(29.8 ft)
8	1273	44.6%	(132.7 ft)

Upper thread 297.3 ft
Bobbin 99.1 ft
Catalog: Hemingworth

File: Z.T01 (Tajima)
Stitches: 19405
Size: 4.23 x 10.13 " (107.4 x 257.4 mm)
Begin: 2.11, 5.07 "
End: 2.11, 5.07 "
Start needle: 1
Colors: 8/8 , Stops: 7
Date: 25.12.2019




imilova777@gmail.com



Histogram

- (295) Stop 1
- (1050) Stop 2
- (1320) Stop 3
- (3856) Stop 4
- (4237) Stop 5
- (12063) Stop 6
- (14152) Stop 7
- (19405) End



Wallet with 3 departments (letter)

Comfortable, beautiful, small wallet with 3 departments.

The wallet is made in 3 stages of embroidery and 2 hand stitches. Sewing machine is not needed.

Video manual on the link. (Sorry that the video is without sound)

<https://youtu.be/cAmsxc-DCp8>

Recommended fabrics.

The choice of fabric depends on your preferences.

I use eco-leather and vinyl leather with a thickness of 0.6-0.85 mm. If the skin is very thin, it should be glued with a thin dublerin. You can also use cotton linen, satin.

The filler – rubber foam with a thickness of 5 mm or polyester batting 80 or 100.

Necessary materials.

materials	number of pieces	mark	For hoops 6x10			
			inches		centimeters	
			width	height	width	height
Lining	2	A	7,8	9,6	20,1	24,6
Lining	2	B	5,4	7,6	13,9	19,6
Lining	1	C	6,2	12,0	15,8	30,8
Fabric	1	D	6,2	12,0	15,8	30,8
Polyester batting	1	E	6,2	12,0	15,8	30,8
Magnetic button	1					


Designation of files

File 1 - Side panel parts

File 2 - The detail of the partition

File 3 - The main part of the wallet

Download the archive to your computer. Extract the files from the archive. Download files 1, 2, 3 to your embroidery machine in the way you are used to.



Prepare the parts for the wallet
Cut the details according to the table.
Fabric - eco-leather, vinyl
Polyester batting

File 1 - Side panel parts



Select file 1.

Hoop tearaway or water-soluble stabilizer.




Stitch Color 1 - the placement line for design



Remove the hoop from the machine.

Place Lining larger piece on the hoop right side up.
Fix it with glue or adhesive tape.




Turn to the back side.

Place Lining on the hoop right side up.
Fix it with glue or adhesive tape.



Stitch Color 2



Cut off the exceed material around the semicircular lines near zigzag stitch, on both sides of the hoop. But do not cut off the fabric along the straight stitches!


	<p>Stitch Color 3</p>
	<p>Remove the remaining stabilizer. The first two pieces are ready.</p>
	<p>File 2 - The detail of the partition</p> <p>Select file 2. Hoop tearaway or water-soluble stabilizer.</p>



Stitch Color 1 - the placement line for design



Remove the hoop from the machine.
Place Lining larger piece on the hoop right side up.
Fix it with glue or adhesive tape.



Turn to the back side.
Place Lining on the hoop right side up.
Fix it with glue or adhesive tape.







Stitch Color 2
This will fix the lining and
These are auxiliary stitches that will serve you in the future



Put the side panel parts to the side lines, As on photo.
Be careful.
Make sure you combine the correct lines. See picture.



Small part



Secure the pieces with adhesive tape. Make sure that the adhesive tape does not fall under the stitch and under the fastening of the hoop.



Stitch Color 3 - zigzag for trimming





Cut off the exceed fabric close to the stitch on both sides of the hoop.



Stitch Color 4 - satin border.
Remove the stabilizer.



Partition detail with side panels is ready.

File 3 - The main part of the wallet



Select file 3.

Hoop tearaway or water-soluble stabilizer

(I decided to save a little stabilizer.

And used the leftovers. It is very convenient on such products.) 😊

Stitch Color 1 - the placement line for design



Remove the hoop from the machine and turn to the back side.
Place the interfacing fabric face up on the back of the hoop.
Fix it with glue or adhesive tape.



Stitch Color 2
These are auxiliary stitches that will serve you in the future.



Put polyester batting.
You can use temporary fixation glue.



Stitch Color 3



Cut off the exceed the polyester batting around near stitch.
I recommend cutting the polyester batting at this stage to avoid thick seams.



Put the main fabric face up.



Fix it with glue or adhesive tape.

Please note that in this model there is no any stitch that fixes the fabric to the stabilizer, since numerous tests of various fabrics have shown that some fabrics may move slightly while embroidering and therefore a fold can appear at the edge of the embroidery.




Stitch Color 4-6

I used thread 1 color



Take the partition detail.


Fold the side panels along the fold line, as foto.



Turn detail



Remove the hoop from the machine and turn to the back side.



Put the partition detail to the central and side lines, so that the lines match with the stitches, embroidered early. As on photo.



Secure the pieces with adhesive tape. Make sure that the adhesive tape does not fall under the stitch and under the fastening of the hoop.



Stitch Color 7 - zigzag for trimming



Cut off the exceed fabric close to the stitch on both sides of the hoop.



Stitch Color 8 - satin border.
Remove the stabilizer

The main part of the wallet are ready.



Put together the wallet



Fold your wallet.

Combine together sides of the partition details



Make a hand stitch.

I recommend using durable double thread.

Hide the knot between the pieces, make 6-7 stitches passing through the top edge. then sew with hand stitches, which you like best.

You can use a sewing machine.

Do it from two sides.



Put or sew the button.



The wallet are ready.

Thank you for your purchase.

I hope you liked my design.

