



Creative Fabrica

**Embroidery Design
Sewing Information**

www.creativefabrica.com/embroidery/

© Creative Fabrica

Production Worksheet

Wilcom EmbroideryStudio – Designing

Design: **DBG_2020-Dumpster-4x4**

Title:

Stitches: 7,650
Height: 95.2 mm
Width: 78.6 mm
Colors: 11
Colorway: Color Stop Steps
Zoom: 1.87



This design is optimized for 100% cotton fabric with two sheets of tear away stabilizer. If you are stitching this design on a differnt fabric, please adjust your stabilizer accordingly.


All designs created by Designed by Geeks, LLC are the sole property of Designed by Geeks, LLC.


Machine format: Janome
Color changes: 10
Stops: 11
Trims: 21
Fabric: Pure Cotton
Required stabilizer: Topping:
Backing: Tear Away
x 2

Left: 38.9 mm
Right: 39.8 mm
Up: 46.9 mm
Down: 48.4 mm
EndX: 22.1 mm
EndY: -29.8 mm
Area 7488.4 mm²
Max stitch: 9.5 mm
Min stitch: 0.2 mm
Max jump: 6.9 mm
Total thread: 46.87m
Total bobbin: 18.05m


Stop Sequence:

#	Color	St.	Code	Name
1.		110		Placement
2.		106		Tack Down
3.		105		2nd Placement
4.		101		2nd Tack Down
5.		51		3rd Placement
6.		51		3rd Tack Down
7.		624		Black
8.		1,801		Red
9.		1,781		Green
10.		721		Brown
11.		2,199		White

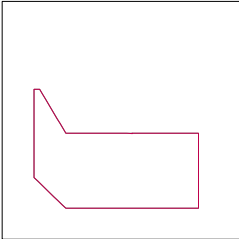




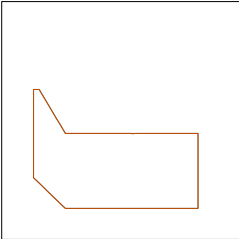
Stop #: 1
Element:
Code:
Name: Placement
Chart: Applique Steps
Stitches: 110
Thread used: 0.54m



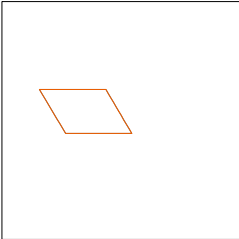
Stop #: 2
Element:
Code:
Name: Tack Down
Chart: Applique Steps
Stitches: 106
Thread used: 0.52m



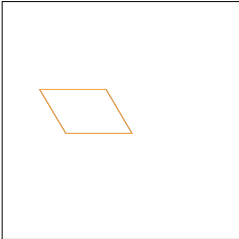
Stop #: 3
Element:
Code:
Name: 2nd Placement
Chart: Applique Steps
Stitches: 105
Thread used: 0.53m




Stop #: 4
Element:
Code:
Name: 2nd Tack Down
Chart: Applique Steps
Stitches: 101
Thread used: 0.51m




Stop #: 5
Element:
Code:
Name: 3rd Placement
Chart: Applique Steps
Stitches: 51
Thread used: 0.26m



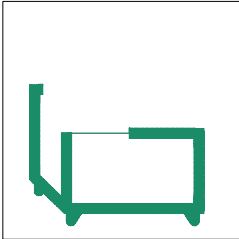
Stop #: 6
Element:
Code:
Name: 3rd Tack Down
Chart: Applique Steps
Stitches: 51
Thread used: 0.24m




Stop #: 7
Element:
Code:
Name: Black
Chart: Satin
Stitches: 624
Thread used: 3.00m




Stop #: 8
Element:
Code:
Name: Red
Chart: Satin
Stitches: 1,801
Thread used: 12.86m



Stop #: 9
Element:
Code:
Name: Green
Chart: Satin
Stitches: 1,781
Thread used: 12.08m



Stop #: 10
Element:
Code:
Name: Brown
Chart: Satin
Stitches: 721
Thread used: 5.57m



Stop #: 11
Element:
Code:
Name: White
Chart: Satin
Stitches: 2,199
Thread used: 9.66m

Production Worksheet

Wilcom EmbroideryStudio – Designing

Design: **DBG_2020-Dumpster-5x7**

Title:

Stitches: 13,484
Height: 151.3 mm
Width: 125.3 mm
Colors: 11
Colorway: Color Stop Steps
Zoom: 1.18



This design is optimized for 100% cotton fabric with two sheets of tear away stabilizer. If you are stitching this design on a differnt fabric, please adjust your stabilizer accordingly.

All designs created by Designed by Geeks, LLC are the sole property of Designed by Geeks, LLC.

Machine format: Janome
Color changes: 10
Stops: 11
Trims: 22
Fabric: Pure Cotton
Required stabilizer: Topping:
Backing: Tear Away
x 2

Left: 62.6 mm
Right: 62.7 mm
Up: 76.2 mm
Down: 75.0 mm
EndX: 39.2 mm
EndY: -48.8 mm
Area 18955.1 mm²
Max stitch: 7.9 mm
Min stitch: 0.2 mm
Max jump: 7.0 mm
Total thread: 84.01m
Total bobbin: 33.15m

Stop Sequence:

#	Color	St.	Code	Name
1.		170		Placement
2.		161		Tack Down
3.		161		2nd Placement
4.		154		2nd Tack Down
5.		75		3rd Placement
6.		73		3rd Tack Down
7.		1,131		Black
8.		2,699		Red
9.		3,657		Green
10.		1,141		Brown
11.		4,062		White



Color Film


Wilcom EmbroideryStudio – Designing

Design: **DBG_2020-Dumpster-5x7**


Title:

Stitches: 13,484
Height: 151.3 mm
Width: 125.3 mm
Colors: 11
Colorway: Color Stop Steps
Zoom: 0.31

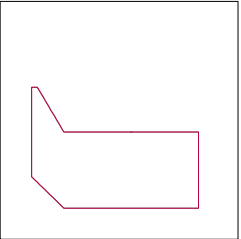
designed by
gEEKs



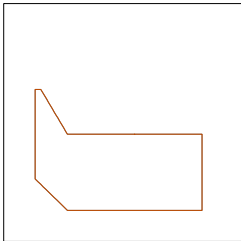
Stop #: 1
Element:
Code:
Name: Placement
Chart: Applique Steps
Stitches: 170
Thread used: 0.84m



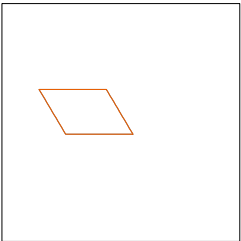
Stop #: 2
Element:
Code:
Name: Tack Down
Chart: Applique Steps
Stitches: 161
Thread used: 0.82m



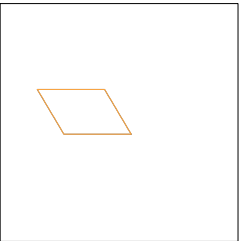
Stop #: 3
Element:
Code:
Name: 2nd Placement
Chart: Applique Steps
Stitches: 161
Thread used: 0.83m



Stop #: 4
Element:
Code:
Name: 2nd Tack Down
Chart: Applique Steps
Stitches: 154
Thread used: 0.80m



Stop #: 5
Element:
Code:
Name: 3rd Placement
Chart: Applique Steps
Stitches: 75
Thread used: 0.38m



Stop #: 6
Element:
Code:
Name: 3rd Tack Down
Chart: Applique Steps
Stitches: 73
Thread used: 0.37m

Color Film


Wilcom EmbroideryStudio – Designing

Design: **DBG_2020-Dumpster-5x7**


Title:

Stitches: 13,484
Height: 151.3 mm
Width: 125.3 mm
Colors: 11
Colorway: Color Stop Steps
Zoom: 0.31


designed by
gEEKs




Stop #: 7
Element:
Code:
Name: Black
Chart: Satin
Stitches: 1,131
Thread used: 6.27m




Stop #: 8
Element:
Code:
Name: Red
Chart: Satin
Stitches: 2,699
Thread used: 19.75m



Stop #: 9
Element:
Code:
Name: Green
Chart: Satin
Stitches: 3,657
Thread used: 23.51m



Stop #: 10
Element:
Code:
Name: Brown
Chart: Satin
Stitches: 1,141
Thread used: 8.78m



Stop #: 11
Element:
Code:
Name: White
Chart: Satin
Stitches: 4,062
Thread used: 20.57m

Production Worksheet

Wilcom EmbroideryStudio – Designing

Design: **DBG_2020-Dumpster-6x10**

Title:

Stitches: 14,821
Height: 163.3 mm
Width: 135.3 mm
Colors: 11
Colorway: Color Stop Steps
Zoom: 1.09



This design is optimized for 100% cotton fabric with two sheets of tear away stabilizer. If you are stitching this design on a different fabric, please adjust your stabilizer accordingly.

All designs created by Designed by Geeks, LLC are the sole property of Designed by Geeks, LLC.

Machine format: Janome
Color changes: 10
Stops: 11
Trims: 23
Fabric: Pure Cotton
Required stabilizer: Topping:
Backing: Tear Away
x 2

Left: 67.7 mm
Right: 67.7 mm
Up: 82.2 mm
Down: 81.0 mm
EndX: 39.2 mm
EndY: -48.8 mm
Area 22090.7 mm²
Max stitch: 8.6 mm
Min stitch: 0.2 mm
Max jump: 7.0 mm
Total thread: 92.43m
Total bobbin: 36.55m

Stop Sequence:

#	Color	St.	Code	Name
1.		182		Placement
2.		172		Tack Down
3.		172		2nd Placement
4.		165		2nd Tack Down
5.		81		3rd Placement
6.		79		3rd Tack Down
7.		1,282		Black
8.		2,900		Red
9.		3,965		Green
10.		1,238		Brown
11.		4,585		White




Color Film

Wilcom EmbroideryStudio – Designing


Design: **DBG_2020-Dumpster-6x10**

Title:

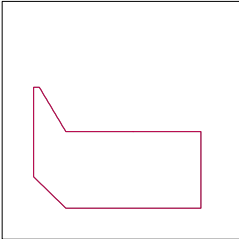
Stitches: 14,821
Height: 163.3 mm
Width: 135.3 mm
Colors: 11
Colorway: Color Stop Steps
Zoom: 0.29



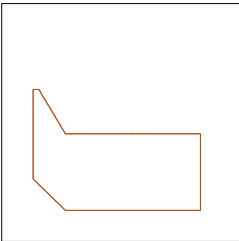
Stop #: 1
Element:
Code:
Name: Placement
Chart: Applique Steps
Stitches: 182
Thread used: 0.90m



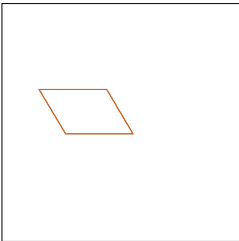
Stop #: 2
Element:
Code:
Name: Tack Down
Chart: Applique Steps
Stitches: 172
Thread used: 0.88m



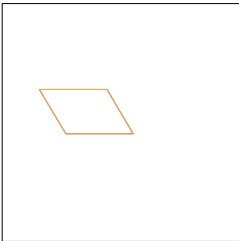
Stop #: 3
Element:
Code:
Name: 2nd Placement
Chart: Applique Steps
Stitches: 172
Thread used: 0.89m



Stop #: 4
Element:
Code:
Name: 2nd Tack Down
Chart: Applique Steps
Stitches: 165
Thread used: 0.86m



Stop #: 5
Element:
Code:
Name: 3rd Placement
Chart: Applique Steps
Stitches: 81
Thread used: 0.41m



Stop #: 6
Element:
Code:
Name: 3rd Tack Down
Chart: Applique Steps
Stitches: 79
Thread used: 0.40m


Color Film

Wilcom EmbroideryStudio – Designing


Design: **DBG_2020-Dumpster-6x10**

Title:

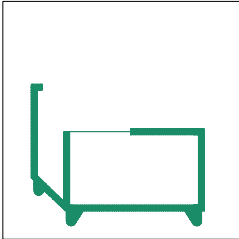
Stitches: 14,821
Height: 163.3 mm
Width: 135.3 mm
Colors: 11
Colorway: Color Stop Steps
Zoom: 0.29



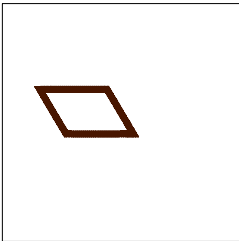
Stop #: 7
Element:
Code:
Name: Black
Chart: Satin
Stitches: 1,282
Thread used: 7.22m




Stop #: 8
Element:
Code:
Name: Red
Chart: Satin
Stitches: 2,900
Thread used: 21.26m



Stop #: 9
Element:
Code:
Name: Green
Chart: Satin
Stitches: 3,965
Thread used: 25.53m



Stop #: 10
Element:
Code:
Name: Brown
Chart: Satin
Stitches: 1,238
Thread used: 9.45m



Stop #: 11
Element:
Code:
Name: White
Chart: Satin
Stitches: 4,585
Thread used: 23.54m

Production Worksheet

Wilcom EmbroideryStudio – Designing

Design: **DBG_2020-Dumpster-8x8**

Title:

Stitches: 18,391
Height: 195.3 mm
Width: 162.0 mm
Colors: 11
Colorway: Color Stop Steps
Zoom: 0.91



This design is optimized for 100% cotton fabric with two sheets of tear away stabilizer. If you are stitching this design on a different fabric, please adjust your stabilizer accordingly.

All designs created by Designed by Geeks, LLC are the sole property of Designed by Geeks, LLC.

Machine format: Janome
Color changes: 10
Stops: 11
Trims: 22
Fabric: Pure Cotton
Required stabilizer: Topping:
Backing: Tear Away
x 2

Left: 81.3 mm
Right: 80.7 mm
Up: 97.1 mm
Down: 98.2 mm
EndX: 47.7 mm
EndY: -62.0 mm
Area: 31644.7 mm²
Max stitch: 10.3 mm
Min stitch: 0.2 mm
Max jump: 7.0 mm
Total thread: 115.98m
Total bobbin: 46.28m

Stop Sequence:

#	Color	St.	Code	Name
1.		216		Placement
2.		201		Tack Down
3.		207		2nd Placement
4.		198		2nd Tack Down
5.		95		3rd Placement
6.		93		3rd Tack Down
7.		1,666		Black
8.		3,445		Red
9.		4,825		Green
10.		1,488		Brown
11.		5,957		White




Color Film

Wilcom EmbroideryStudio – Designing


Design: **DBG_2020-Dumpster-8x8**

Title:

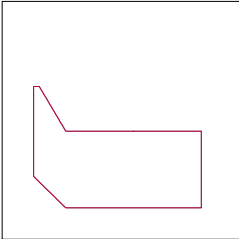
Stitches: 18,391
Height: 195.3 mm
Width: 162.0 mm
Colors: 11
Colorway: Color Stop Steps
Zoom: 0.24



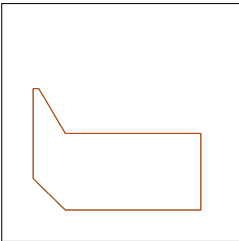
Stop #: 1
Element:
Code:
Name: Placement
Chart: Applique Steps
Stitches: 216
Thread used: 1.07m



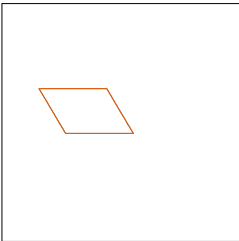
Stop #: 2
Element:
Code:
Name: Tack Down
Chart: Applique Steps
Stitches: 201
Thread used: 1.04m



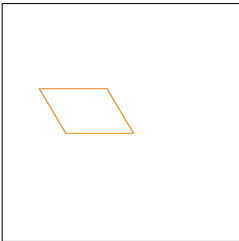
Stop #: 3
Element:
Code:
Name: 2nd Placement
Chart: Applique Steps
Stitches: 207
Thread used: 1.06m



Stop #: 4
Element:
Code:
Name: 2nd Tack Down
Chart: Applique Steps
Stitches: 198
Thread used: 1.03m



Stop #: 5
Element:
Code:
Name: 3rd Placement
Chart: Applique Steps
Stitches: 95
Thread used: 0.49m



Stop #: 6
Element:
Code:
Name: 3rd Tack Down
Chart: Applique Steps
Stitches: 93
Thread used: 0.47m

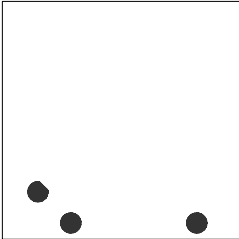
Color Film

Wilcom EmbroideryStudio – Designing


Design: **DBG_2020-Dumpster-8x8**

Title:

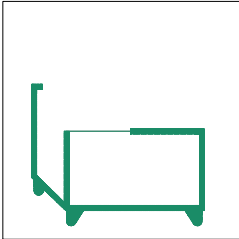
Stitches: 18,391
Height: 195.3 mm
Width: 162.0 mm
Colors: 11
Colorway: Color Stop Steps
Zoom: 0.24



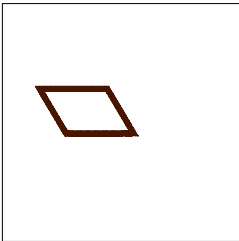
Stop #: 7
Element:
Code:
Name: Black
Chart: Satin
Stitches: 1,666
Thread used: 9.79m




Stop #: 8
Element:
Code:
Name: Red
Chart: Satin
Stitches: 3,445
Thread used: 25.29m



Stop #: 9
Element:
Code:
Name: Green
Chart: Satin
Stitches: 4,825
Thread used: 31.28m



Stop #: 10
Element:
Code:
Name: Brown
Chart: Satin
Stitches: 1,488
Thread used: 11.28m



Stop #: 11
Element:
Code:
Name: White
Chart: Satin
Stitches: 5,957
Thread used: 32.06m