



# **Creative Fabrica**

**Embroidery Design  
Sewing Information**

**[www.creativefabrica.com/embroidery/](http://www.creativefabrica.com/embroidery/)**

© Creative Fabrica

# Production Worksheet

Wilcom EmbroideryStudio – Digitizing

Design: **Christmas Sock**




Title:

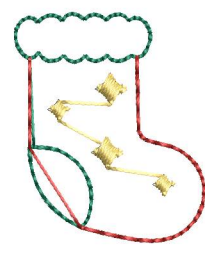
Stitches: 455  
Height: 30.0 mm  
Width: 24.9 mm  
Colors: 3  
Colorway: Colorway 1  
Zoom: 1:1



Machine format: Brother / Babylock  
Color changes: 2  
Stops: 3  
Trims: 2  
Appliqués: 0  
Left: 1.9 mm  
Right: 23.1 mm  
Up: 5.9 mm  
Down: 24.1 mm  
Total thread: 2.06m  
Total bobbin: 0.50m

Stop Sequence:

#	N#	Color	St.	Code	Name
1.	2		244	1480	
2.	1		109	1447	
3.	3		102	1135	Baby Chick




# Color Film

Wilcom EmbroideryStudio – Digitizing


Design: **Christmas Sock**

Title:

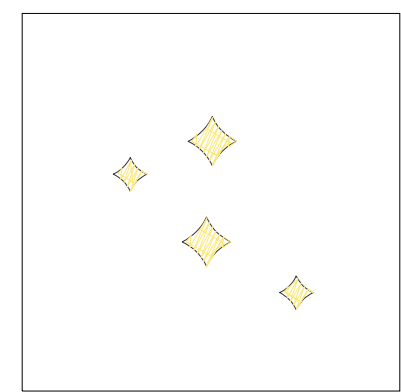
Stitches: 455  
Height: 30.0 mm  
Width: 24.9 mm  
Colors: 3  
Colorway: Colorway 1  
Zoom: 1.58



Stop #: 1  
Element:  
Code: 1480  
Name:  
Chart: Madeira Classic 40  
Stitches: 244  
Thread used: 0.82m



Stop #: 2  
Element:  
Code: 1447  
Name:  
Chart: Madeira Classic 40  
Stitches: 109  
Thread used: 0.48m



Stop #: 3  
Element:  
Code: 1135  
Name: Baby Chick  
Chart: Madeira Classic 40  
Stitches: 102  
Thread used: 0.45m