



Creative Fabrica

**Embroidery Design
Sewing Information**

www.creativefabrica.com/embroidery/

© Creative Fabrica

Production Worksheet

Wilcom EmbroideryStudio – Digitizing

Design: **Small Floral Wreath A 10x10**




Title:


Stitches: 2,320
Height: 39.6 mm
Width: 85.0 mm
Colors: 3
Colorway: Colorway 1
Zoom: 1.78



Machine format: Brother / Babylock
Color changes: 2
Stops: 3
Trims: 4
Appliqués: 0
Total thread: 16.62m
Total bobbin: 6.92m

Stop Sequence:

| # | N# | Color | St. | Code | Name |
|----|----|--|-------|------|------------|
| 1. | 8 |  | 950 | 1301 | Jade |
| 2. | 12 |  | 1,224 | 1172 | Egg Yolk |
| 3. | 3 |  | 146 | 1135 | Baby Chick |



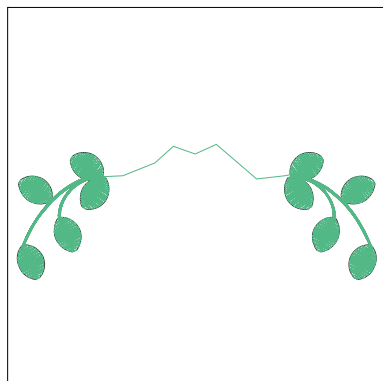
Color Film

Wilcom EmbroideryStudio – Digitizing


Design: **Small Floral Wreath A 10x10**

Title:

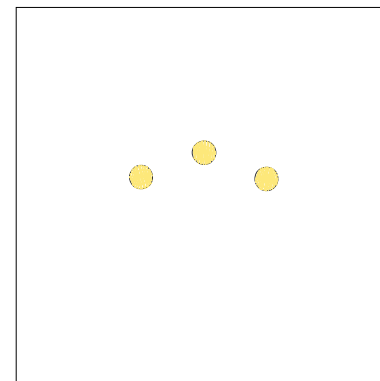
Stitches: 2,320
Height: 39.6 mm
Width: 85.0 mm
Colors: 3
Colorway: Colorway 1
Zoom: 0.56



Stop #: 1
Element:
Code: 1301
Name: Jade
Chart: Madeira Classic 40
Stitches: 950
Thread used: 6.28m



Stop #: 2
Element:
Code: 1172
Name: Egg Yolk
Chart: Madeira Classic 40
Stitches: 1,224
Thread used: 9.09m



Stop #: 3
Element:
Code: 1135
Name: Baby Chick
Chart: Madeira Classic 40
Stitches: 146
Thread used: 0.95m