Creative Fabrica

Embroidery Design
Sewing Information

www.creativefabrica.com/embroidery/

© Creative Fabrica

Production Worksheet

Wilcom EmbroideryStudio – Digitizing

Design: **Two Balloon 16x26**

Title:

Stitches:	6,592
Height:	214.5 mm
Width:	159.0 mm
Colors:	5
Colorway:	Colorway 1
Zoom:	0.92

Machine format:	Brother / Babylock
Color changes:	5
Stops:	6
Trims:	6
Appliqués:	0
Total thread:	50.32m
Total bobbin:	21.65m

Stop Sequence:

#	N#	Color	St.	Code	Name
1.	10		697	1212	Stainless Steel
2.	1		204	1	Yallow
3.	2		192	1249	Shamrock
4.	9		730	1108	Pink Carnation
5.	10		765	1212	Stainless Steel
6.	11		4,004	1020	Bright Peach

Color Film

Wilcom EmbroideryStudio – Digitizing

Design: **Two Balloon 16x26**

Title:

Stitches:	6,592
Height:	214.5 mm
Width:	159.0 mm
Colors:	5
Colorway:	Colorway 1
Zoom:	0.22



Stop #: 1
Element:
Code: 1212
Name: Stainless Steel
Chart: Madeira Classic 40
Stitches: 697
Thread used: 5.46m



Stop #: 2
Element:
Code: 1
Name: Yallow
Chart: Default
Stitches: 204
Thread used: 0.97m



Stop #: 3
Element:
Code: 1249
Name: Shamrock
Chart: Madeira Classic 40
Stitches: 192
Thread used: 0.93m



Stop #: 4
Element:
Code: 1108
Name: Pink Carnation
Chart: Madeira Classic 40
Stitches: 730
Thread used: 6.67m



Stop #: 5
Element:
Code: 1212
Name: Stainless Steel
Chart: Madeira Classic 40
Stitches: 765
Thread used: 6.11m

Stop #: 6
Element:
Code: 1020
Name: Bright Peach
Chart: Madeira Classic 40
Stitches: 4,004
Thread used: 29.57m