



# **Creative Fabrica**

**Embroidery Design  
Sewing Information**

**[www.creativefabrica.com/embroidery/](http://www.creativefabrica.com/embroidery/)**

© Creative Fabrica

## Production Worksheet

Wilcom EmbroideryStudio – Designing

Design: **DBG\_Patterned-Easter-Egg-Linework-2**

Title:

Stitches: 1,604

Height: 63.4 mm

Width: 47.2 mm

Colors: 3

Colorway: Color Stop Steps

Zoom: 2.81

designed by  
**geeks**

This design is optimized for 100% cotton fabric with two sheets of tear away stabilizer. If you are stitching this design on a different fabric, please adjust your stabilizer accordingly.

All designs created by Designed by Geeks, LLC are the sole property of Designed by Geeks, LLC.

Machine format: Janome

Color changes: 2




Stops: 3


Trims: 18

Fabric: Pure Cotton

Required stabilizer: Topping:  
Backing: Tear  
Away x 2

Stop Sequence:

#	Color	St.	Code	Name
1.		711		Pink
2.		563		Powder Blue
3.		330		Lilac



Authors: Designed by Geeks

Design last saved : 2/24/2021 4:19:32 PM

Date printed: 2/24/2021 4:19:35 PM

Page 1 of 2

## Color Film

Wilcom EmbroideryStudio – Designing

Design: **DBG\_Patterned-Easter-Egg-Linework-2**

Title:

Stitches: 1,604

Height: 63.4 mm

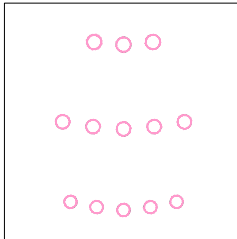
Width: 47.2 mm

Colors: 3

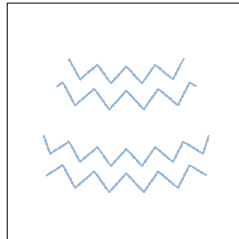
Colorway: Color Stop Steps

Zoom: 0.75

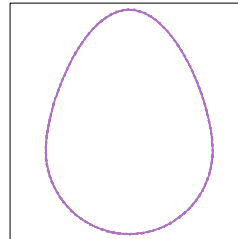
designed by  
**geeks**



Stop #: 1  
Element:  
Code:  
Name: Pink  
Chart:  
Stitches: 711  
Thread used: 2.37m



Stop #: 2  
Element:  
Code:  
Name: Powder Blue  
Chart:  
Stitches: 563  
Thread used: 2.46m



Stop #: 3  
Element:  
Code:  
Name: Lilac  
Chart:  
Stitches: 330  
Thread used: 1.61m

Authors: Designed by Geeks

Design last saved : 2/24/2021 4:19:32 PM

Date printed: 2/24/2021 4:19:35 PM

Page 2 of 2

## Production Worksheet

Wilcom EmbroideryStudio – Designing

Design: **DBG\_Patterned-Easter-Egg-Linework-3**

Title:

Stitches: 2,056

Height: 88.8 mm

Width: 66.2 mm

Colors: 3

Colorway: Color Stop Steps

Zoom: 2.01

designed by  
**geeks**

This design is optimized for 100% cotton fabric with two sheets of tear away stabilizer. If you are stitching this design on a different fabric, please adjust your stabilizer accordingly.

All designs created by Designed by Geeks, LLC are the sole property of Designed by Geeks, LLC.

Machine format: Janome

Color changes: 2




Stops: 3


Trims: 18

Fabric: Pure Cotton

Required stabilizer: Topping:  
Backing: Tear  
Away x 2

Stop Sequence:

#	Color	St.	Code	Name
1.		828		Pink
2.		771		Powder Blue
3.		457		Lilac



Authors: Designed by Geeks

Design last saved : 2/24/2021 4:18:45 PM

Date printed: 2/24/2021 4:18:46 PM

Page 1 of 2

## Color Film

Wilcom EmbroideryStudio – Designing

Design: **DBG\_Patterned-Easter-Egg-Linework-3**

Title:

Stitches: 2,056

Height: 88.8 mm

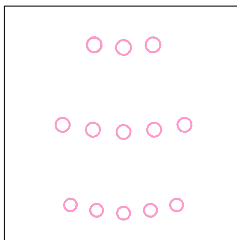
Width: 66.2 mm

Colors: 3

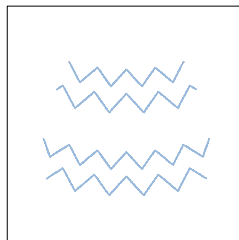
Colorway: Color Stop Steps

Zoom: 0.53

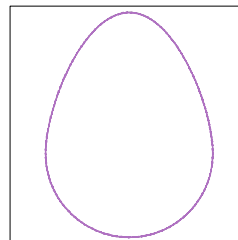
designed by  
**geeks**



Stop #: 1  
Element:  
Code:  
Name: Pink  
Chart:  
Stitches: 828  
Thread used: 2.95m



Stop #: 2  
Element:  
Code:  
Name: Powder Blue  
Chart:  
Stitches: 771  
Thread used: 3.44m



Stop #: 3  
Element:  
Code:  
Name: Lilac  
Chart:  
Stitches: 457  
Thread used: 2.24m

Authors: Designed by Geeks

Design last saved : 2/24/2021 4:18:45 PM

Date printed: 2/24/2021 4:18:46 PM

Page 2 of 2

## Production Worksheet

Wilcom EmbroideryStudio – Designing

Design: **DBG\_Patterned-Easter-Egg-Linework-4**

Title:

Stitches: 2,494  
Height: 114.3 mm  
Width: 85.1 mm  
Colors: 3  
Colorway: Color Stop Steps  
Zoom: 1.56




designed by  
**geeks**

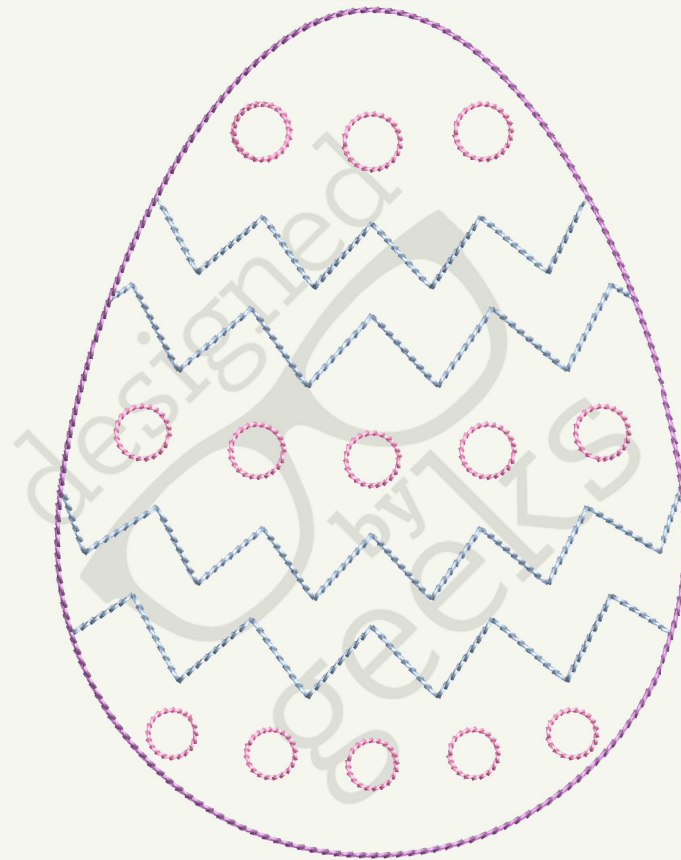
This design is optimized for 100% cotton fabric with two sheets of tear away stabilizer. If you are stitching this design on a different fabric, please adjust your stabilizer accordingly.

All designs created by Designed by Geeks, LLC are the sole property of Designed by Geeks, LLC.

Machine format: Janome  
Color changes: 2  
Stops: 3  
Trims: 18  
Fabric: Pure Cotton  
Required stabilizer: Topping:  
Backing: Tear  
Away x 2

Stop Sequence:

#	Color	St.	Code	Name
1.		963		Pink
2.		944		Powder Blue
3.		587		Lilac



Authors: Designed by Geeks

Design last saved : 2/24/2021 4:18:04 PM

Date printed: 2/24/2021 4:18:06 PM

Page 1 of 2

## Color Film

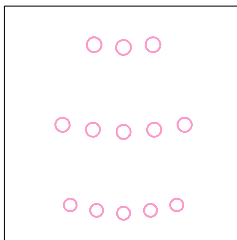
Wilcom EmbroideryStudio – Designing

Design: **DBG\_Patterned-Easter-Egg-Linework-4**

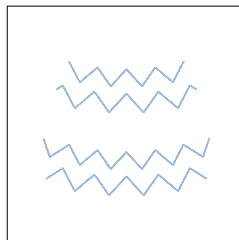
Title:

Stitches: 2,494  
Height: 114.3 mm  
Width: 85.1 mm  
Colors: 3  
Colorway: Color Stop Steps  
Zoom: 0.42

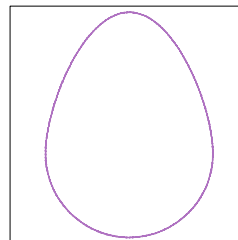
designed by  
**geeks**



Stop #: 1  
Element:  
Code:  
Name: Pink  
Chart:  
Stitches: 963  
Thread used: 3.58m



Stop #: 2  
Element:  
Code:  
Name: Powder Blue  
Chart:  
Stitches: 944  
Thread used: 4.35m



Stop #: 3  
Element:  
Code:  
Name: Lilac  
Chart:  
Stitches: 587  
Thread used: 2.88m

Authors: Designed by Geeks

Design last saved : 2/24/2021 4:18:04 PM

Date printed: 2/24/2021 4:18:06 PM

Page 2 of 2

## Production Worksheet

Wilcom EmbroideryStudio – Designing

Design: **DBG\_Patterned-Easter-Egg-Linework-5**

Title:

Stitches: 2,969  
Height: 139.8 mm  
Width: 104.1 mm  
Colors: 3  
Colorway: Color Stop Steps  
Zoom: 1.27




designed by  
**geeks**

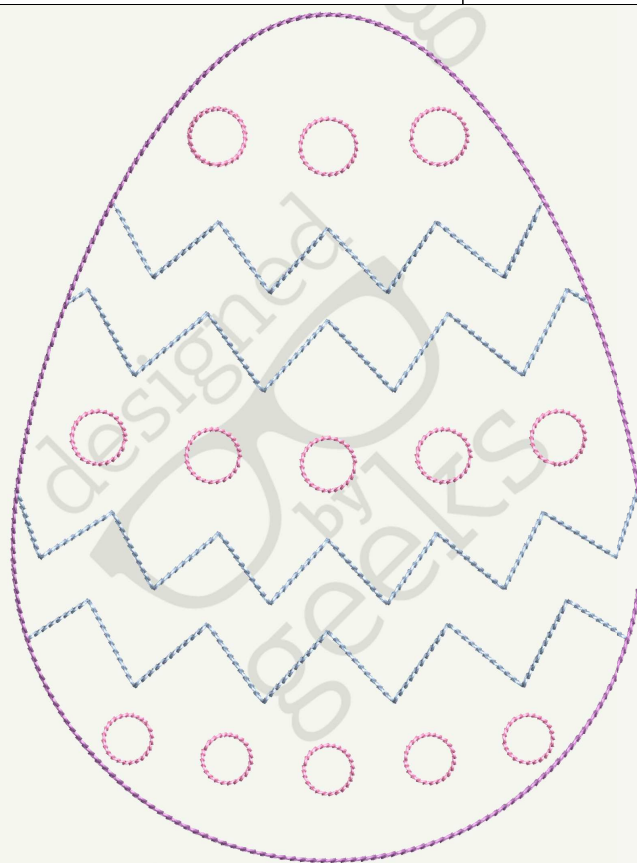
This design is optimized for 100% cotton fabric with two sheets of tear away stabilizer. If you are stitching this design on a different fabric, please adjust your stabilizer accordingly.

All designs created by Designed by Geeks, LLC are the sole property of Designed by Geeks, LLC.

Machine format: Janome  
Color changes: 2  
Stops: 3  
Trims: 18  
Fabric: Pure Cotton  
Required stabilizer: Topping:  
Backing: Tear  
Away x 2

Stop Sequence:

#	Color	St.	Code	Name
1.		1,110		Pink
2.		1,142		Powder Blue
3.		717		Lilac



Authors: Designed by Geeks

Design last saved : 2/24/2021 4:17:06 PM

Date printed: 2/24/2021 4:17:07 PM

Page 1 of 2

## Color Film

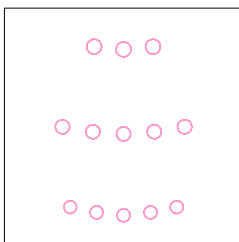
Wilcom EmbroideryStudio – Designing

Design: **DBG\_Patterned-Easter-Egg-Linework-5**

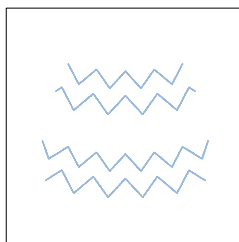
Title:

Stitches: 2,969  
Height: 139.8 mm  
Width: 104.1 mm  
Colors: 3  
Colorway: Color Stop Steps  
Zoom: 0.34

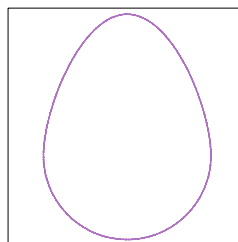
designed by  
**geeks**



Stop #: 1  
Element:  
Code:  
Name: Pink  
Chart:  
Stitches: 1,110  
Thread used: 4.23m



Stop #: 2  
Element:  
Code:  
Name: Powder Blue  
Chart:  
Stitches: 1,142  
Thread used: 5.31m



Stop #: 3  
Element:  
Code:  
Name: Lilac  
Chart:  
Stitches: 717  
Thread used: 3.52m

Authors: Designed by Geeks

Design last saved : 2/24/2021 4:17:06 PM

Date printed: 2/24/2021 4:17:07 PM

Page 2 of 2

## Production Worksheet

Wilcom EmbroideryStudio – Designing

Design: **DBG\_Patterned-Easter-Egg-Linework-6**

Title:

Stitches: 3,504  
Height: 165.3 mm  
Width: 123.0 mm  
Colors: 3  
Colorway: Color Stop Steps  
Zoom: 1.08




designed by  
**geeks**

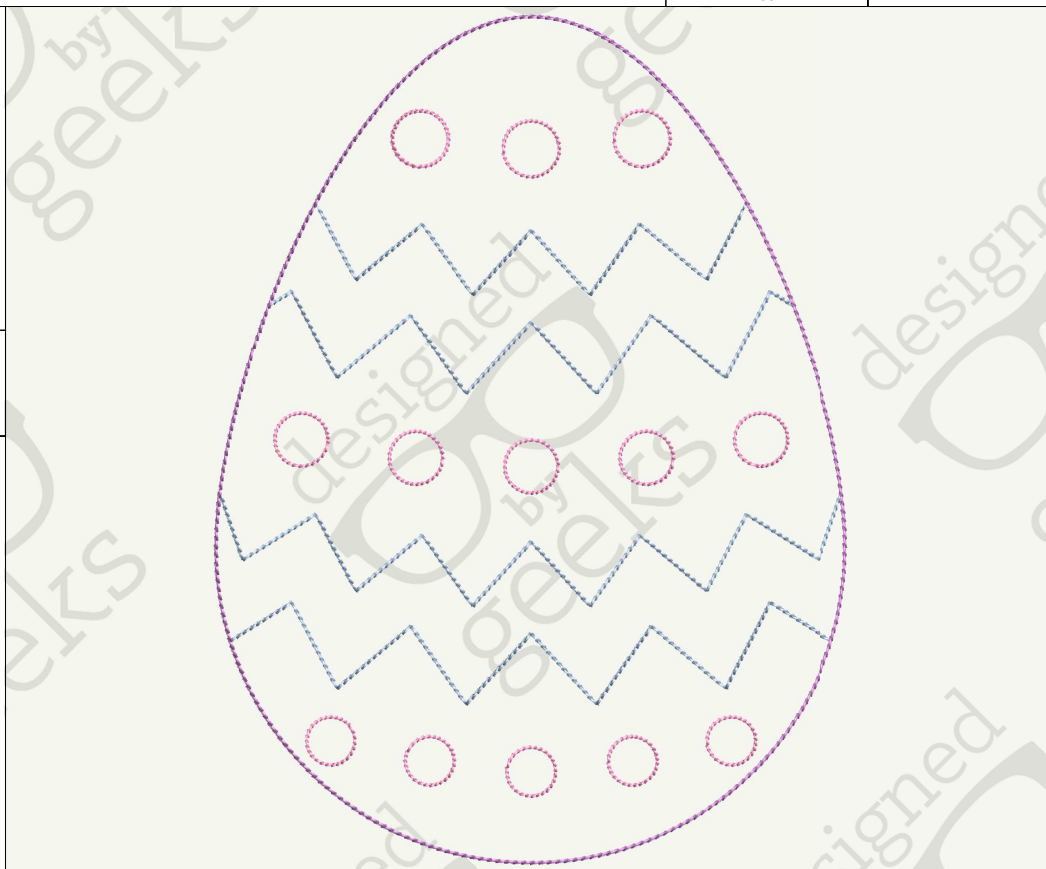
This design is optimized for 100% cotton fabric with two sheets of tear away stabilizer. If you are stitching this design on a different fabric, please adjust your stabilizer accordingly.

All designs created by Designed by Geeks, LLC are the sole property of Designed by Geeks, LLC.

Machine format: Janome  
Color changes: 2  
Stops: 3  
Trims: 18  
Fabric: Pure Cotton  
Required stabilizer: Topping:  
Backing: Tear  
Away x 2

Stop Sequence:

#	Color	St.	Code	Name
1.		1,291		Pink
2.		1,369		Powder Blue
3.		844		Lilac



Authors: Designed by Geeks

Design last saved : 2/24/2021 4:16:27 PM

Date printed: 2/24/2021 4:16:28 PM

Page 1 of 2

## Color Film

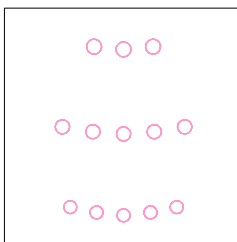
Wilcom EmbroideryStudio – Designing

Design: **DBG\_Patterned-Easter-Egg-Linework-6**

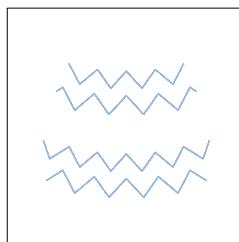
Title:

Stitches: 3,504  
Height: 165.3 mm  
Width: 123.0 mm  
Colors: 3  
Colorway: Color Stop Steps  
Zoom: 0.29

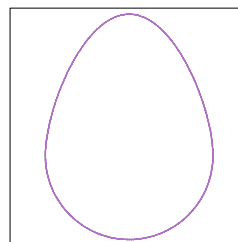
designed by  
**geeks**



Stop #: 1  
Element:  
Code:  
Name: Pink  
Chart:  
Stitches: 1,291  
Thread used: 4.96m



Stop #: 2  
Element:  
Code:  
Name: Powder Blue  
Chart:  
Stitches: 1,369  
Thread used: 6.34m



Stop #: 3  
Element:  
Code:  
Name: Lilac  
Chart:  
Stitches: 844  
Thread used: 4.15m

Authors: Designed by Geeks

Design last saved : 2/24/2021 4:16:27 PM

Date printed: 2/24/2021 4:16:28 PM

Page 2 of 2

## Production Worksheet

Wilcom EmbroideryStudio – Designing

Design: **DBG\_Patterned-Easter-Egg-Linework-7**

Title:

Stitches: 3,883  
Height: 190.9 mm  
Width: 142.2 mm  
Colors: 3  
Colorway: Color Stop Steps  
Zoom: 0.93




designed by  
**geeks**

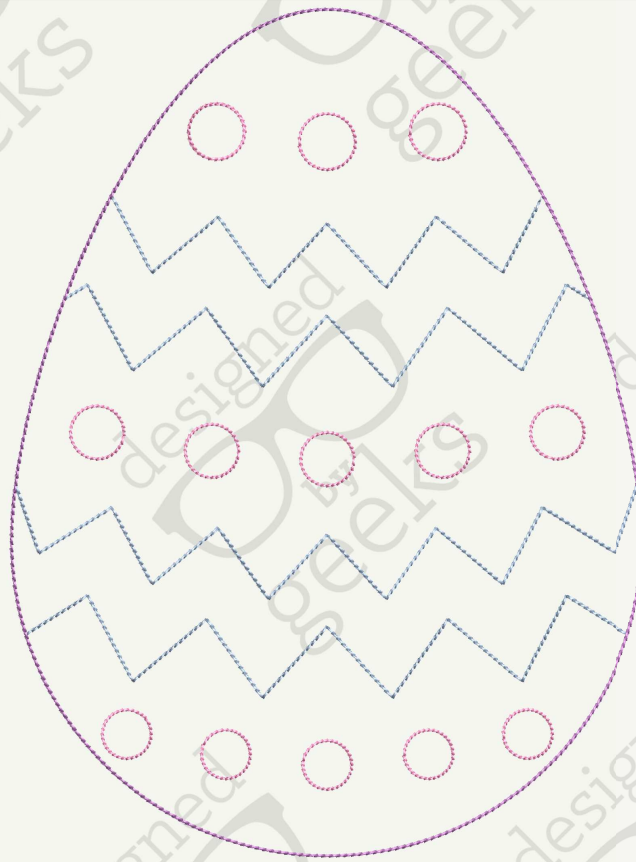
This design is optimized for 100% cotton fabric with two sheets of tear away stabilizer. If you are stitching this design on a different fabric, please adjust your stabilizer accordingly.

All designs created by Designed by Geeks, LLC are the sole property of Designed by Geeks, LLC.

Machine format: Janome  
Color changes: 2  
Stops: 3  
Trims: 18  
Fabric: Pure Cotton  
Required stabilizer: Topping:  
Backing: Tear  
Away x 2

Stop Sequence:

#	Color	St.	Code	Name
1.		1,387		Pink
2.		1,522		Powder Blue
3.		974		Lilac



Authors: Designed by Geeks

Design last saved : 2/24/2021 4:13:54 PM

Date printed: 2/24/2021 4:13:56 PM

Page 1 of 2

## Color Film

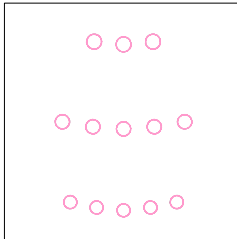
Wilcom EmbroideryStudio – Designing

Design: **DBG\_Patterned-Easter-Egg-Linework-7**

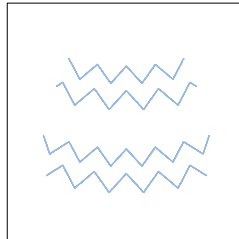
Title:

Stitches: 3,883  
Height: 190.9 mm  
Width: 142.2 mm  
Colors: 3  
Colorway: Color Stop Steps  
Zoom: 0.25

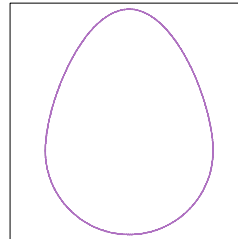
designed by  
**geeks**



Stop #: 1  
Element:  
Code:  
Name: Pink  
Chart:  
Stitches: 1,387  
Thread used: 5.52m



Stop #: 2  
Element:  
Code:  
Name: Powder Blue  
Chart:  
Stitches: 1,522  
Thread used: 7.21m



Stop #: 3  
Element:  
Code:  
Name: Lilac  
Chart:  
Stitches: 974  
Thread used: 4.79m

Authors: Designed by Geeks

Design last saved : 2/24/2021 4:13:54 PM

Date printed: 2/24/2021 4:13:56 PM

Page 2 of 2