



# **Creative Fabrica**

**Embroidery Design  
Sewing Information**

**[www.creativefabrica.com/embroidery/](http://www.creativefabrica.com/embroidery/)**

© Creative Fabrica

## Key Fob Instructions



### Step 1

Hoop tear away stabilizer and run the placement stitch onto the stabilizer.



### Step 2

Place your fabric/vinyl/leather covering entire placement line, and run the tack-down stitch to secure the fabric.



### Step 3


Complete the design detail steps for embroidery, depending on the design it can be 3-4 or more steps to be done here.



#### Step 4

When embroidery details are done before the last final step, turn the hoop over cover placement line with your back fabric and tape it in place.

(optional) For ribbon KeyFob, place your ribbon folded along with the fabric in this step only.




#### Step 5

Run final tack down stitch to secure front and back fabric together, you can use matching bobbin here if you don't want the back of your KeyFob to look white.



#### Step 6

Remove the hoop, tear away the stabilizer and cut the fabric/vinyl close to the stitches.



#### Step 7

Congratulations, Your design is COMPLETE!

You can add the keyfob hardware as you want, depending on the design you used (ribbon, snaptab or eyelet version)

Thank you for supporting my small business, you can always reach out to me on [www.embroiderydesigns101.com](http://www.embroiderydesigns101.com) if you are having any issues.

# Production Worksheet

Wilcom EmbroideryStudio - Designing

Design: **Java plum-Eyelet**

Title:

Stitches: 2,560  
 Height: 65.5 mm  
 Width: 43.1 mm  
 Colors: 7  
 Colorway: Colorway 1  
 Zoom: 3.03




Machine format: Tajima  
 Color changes: 8  
 Stops: 9  
 Trims: 12  
 Appliqués: 0  
 Left: 21.6 mm  
 Right: 21.6 mm  
 Up: 32.8 mm  
 Down: 32.7 mm  
 EndX: 0.0 mm  
 EndY: 0.0 mm  
 Area: 2825.4 mm<sup>2</sup>  
 Max stitch: 10.2 mm  
 Min stitch: 0.2 mm  
 Max jump: 6.7 mm  
 Thread chart: Madeira PolyNeon 40  
 Total thread: 13.55m  
 Total bobbin: 4.46m

Stop Sequence:

#	N#	Color	St.	Code	Name	Element
1.	7	Black	105	1800	Emerald Black	
2.	1	Pink	102	1597		
3.	4	White	676	1804	Natural White	
4.	7	Black	199	1800	Emerald Black	
5.	2	Green	201	1950		
6.	3	Orange	181	1987	Paprika	
7.	5	Pink	304	1596		
8.	6	Pink	360	1921	Bubble Gum Pink	
9.	1	Pink	430	1597		

Thread usage: 12.65m

N#	Color	Name	Length
7.	1800	Emerald Black	1.46m
1.	1597		2.69m
4.	1804	Natural White	3.66m
2.	1950		0.95m
3.	1987	Paprika	0.89m
5.	1596		1.59m
6.	1921	Bubble Gum Pink	1.40m





# Color Film

Wilcom EmbroideryStudio - Designing


Design: **Java plum-Eyelet**

Title:

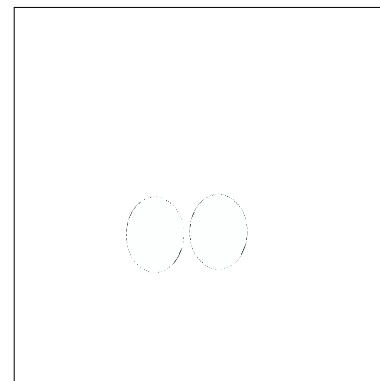
Stitches: 2,560  
Height: 65.5 mm  
Width: 43.1 mm  
Colors: 7  
Colorway: Colorway 1  
Zoom: 0.72




Stop #: 1  
Element:  
Code: 1800  
Name: Emerald Black  
Chart: Madeira PolyNeon 40  
Stitches: 105  
Thread used: 0.52m




Stop #: 2  
Element:  
Code: 1597  
Name:  
Chart: Madeira PolyNeon 40  
Stitches: 102  
Thread used: 0.52m




Stop #: 3  
Element:  
Code: 1804  
Name: Natural White  
Chart: Madeira PolyNeon 40  
Stitches: 676  
Thread used: 3.66m



Stop #: 4  
Element:  
Code: 1800  
Name: Emerald Black  
Chart: Madeira PolyNeon 40  
Stitches: 199  
Thread used: 0.94m



Stop #: 5  
Element:  
Code: 1950  
Name:  
Chart: Madeira PolyNeon 40  
Stitches: 201  
Thread used: 0.95m



Stop #: 6  
Element:  
Code: 1987  
Name: Paprika  
Chart: Madeira PolyNeon 40  
Stitches: 181  
Thread used: 0.89m


# Color Film

Wilcom EmbroideryStudio - Designing

Design: **Java plum-Eyelet**

Title:


Stitches: 2,560  
Height: 65.5 mm  
Width: 43.1 mm  
Colors: 7  
Colorway: Colorway 1  
Zoom: 0.72



Stop #: 7  
Element:  
Code: 1596  
Name:  
Chart: Madeira PolyNeon 40  
Stitches: 304  
Thread used: 1.59m



Stop #: 8  
Element:  
Code: 1921  
Name: Bubble Gum Pink  
Chart: Madeira PolyNeon 40  
Stitches: 360  
Thread used: 1.40m



Stop #: 9  
Element:  
Code: 1597  
Name:  
Chart: Madeira PolyNeon 40  
Stitches: 430  
Thread used: 2.17m

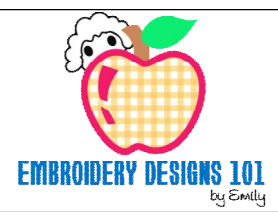
# Production Worksheet

Wilcom EmbroideryStudio - Designing

Design: **Java plum-Ribbon**

Title:

Stitches: 2,480  
 Height: 54.8 mm  
 Width: 43.2 mm  
 Colors: 7  
 Colorway: Colorway 1  
 Zoom: 3.03




Machine format: Tajima  
 Color changes: 8  
 Stops: 9  
 Trims: 11  
 Appliqués: 0  
 Left: 21.6 mm  
 Right: 21.6 mm  
 Up: 27.4 mm  
 Down: 27.4 mm  
 EndX: 0.0 mm  
 EndY: 0.0 mm  
 Area: 2368.4 mm<sup>2</sup>  
 Max stitch: 10.2 mm  
 Min stitch: 0.2 mm  
 Max jump: 6.7 mm  
 Thread chart: Madeira PolyNeon 40  
 Total thread: 13.15m  
 Total bobbin: 4.32m

Stop Sequence:

#	N#	Color	St.	Code	Name	Element
1.	7	Black	90	1800	Emerald Black	
2.	1	Pink	90	1597		
3.	4	White	676	1804	Natural White	
4.	7	Black	199	1800	Emerald Black	
5.	2	Green	201	1950		
6.	3	Orange	181	1987	Paprika	
7.	5	Pink	304	1596		
8.	6	Pink	360	1921	Bubble Gum Pink	
9.	1	Pink	377	1597		

Thread usage: 12.25m

N#	Color	Name	Length
7.	1800	Emerald Black	1.39m
1.	1597		2.36m
4.	1804	Natural White	3.66m
2.	1950		0.95m
3.	1987	Paprika	0.89m
5.	1596		1.59m
6.	1921	Bubble Gum Pink	1.40m




# Color Film

Wilcom EmbroideryStudio - Designing


Design: **Java plum-Ribbon**

Title:

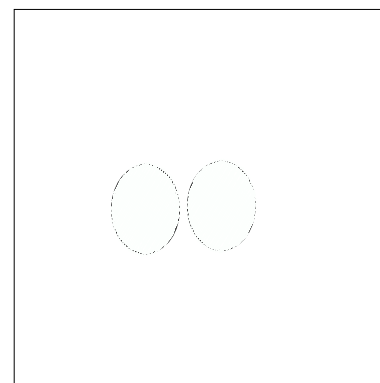
Stitches: 2,480  
Height: 54.8 mm  
Width: 43.2 mm  
Colors: 7  
Colorway: Colorway 1  
Zoom: 0.86




Stop #: 1  
Element:  
Code: 1800  
Name: Emerald Black  
Chart: Madeira PolyNeon 40  
Stitches: 90  
Thread used: 0.45m




Stop #: 2  
Element:  
Code: 1597  
Name:  
Chart: Madeira PolyNeon 40  
Stitches: 90  
Thread used: 0.45m




Stop #: 3  
Element:  
Code: 1804  
Name: Natural White  
Chart: Madeira PolyNeon 40  
Stitches: 676  
Thread used: 3.66m



Stop #: 4  
Element:  
Code: 1800  
Name: Emerald Black  
Chart: Madeira PolyNeon 40  
Stitches: 199  
Thread used: 0.94m



Stop #: 5  
Element:  
Code: 1950  
Name:  
Chart: Madeira PolyNeon 40  
Stitches: 201  
Thread used: 0.95m



Stop #: 6  
Element:  
Code: 1987  
Name: Paprika  
Chart: Madeira PolyNeon 40  
Stitches: 181  
Thread used: 0.89m



# Color Film

Wilcom EmbroideryStudio - Designing


Design: **Java plum-Ribbon**

Title:


Stitches: 2,480  
Height: 54.8 mm  
Width: 43.2 mm  
Colors: 7  
Colorway: Colorway 1  
Zoom: 0.86



Stop #: 7  
Element:  
Code: 1596  
Name:  
Chart: Madeira PolyNeon 40  
Stitches: 304  
Thread used: 1.59m



Stop #: 8  
Element:  
Code: 1921  
Name: Bubble Gum Pink  
Chart: Madeira PolyNeon 40  
Stitches: 360  
Thread used: 1.40m



Stop #: 9  
Element:  
Code: 1597  
Name:  
Chart: Madeira PolyNeon 40  
Stitches: 377  
Thread used: 1.91m

# Production Worksheet

Wilcom EmbroideryStudio - Designing

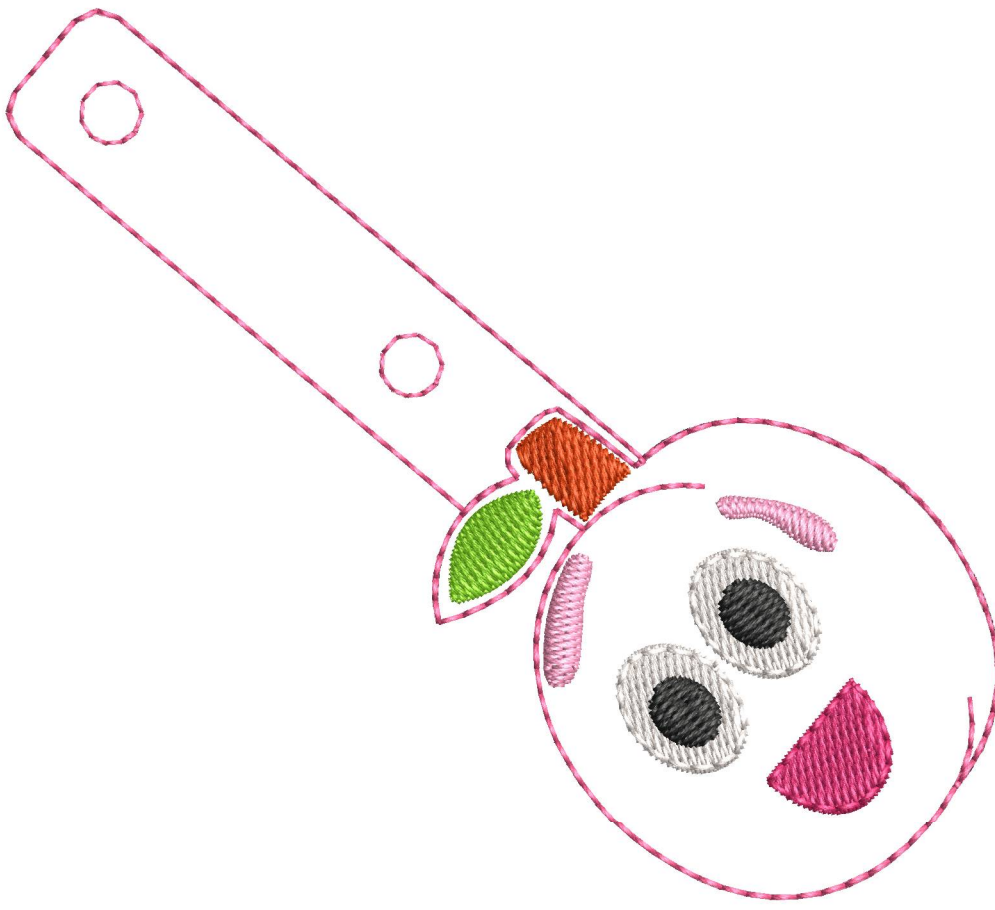
Design: **Java plum-SnapTab**

Title:

Stitches: 2,817  
 Height: 86.2 mm  
 Width: 96.2 mm  
 Colors: 7  
 Colorway: Colorway 1  
 Zoom: 1.36



Machine format: Tajima  
 Color changes: 8  
 Stops: 9  
 Trims: 13  
 Appliqués: 0  
 Left: 48.1 mm  
 Right: 48.1 mm  
 Up: 43.1 mm  
 Down: 43.1 mm  
 EndX: 0.0 mm  
 EndY: 0.0 mm  
 Area: 8291.7 mm<sup>2</sup>  
 Max stitch: 6.9 mm  
 Min stitch: 0.0 mm  
 Max jump: 6.9 mm  
 Thread chart: Madeira PolyNeon 40  
 Total thread: 14.84m  
 Total bobbin: 4.92m



Stop Sequence:

#	N#	Color	St.	Code	Name	Element
1.	7	Black	147	1800	Emerald Black	
2.	1	Pink	146	1597		
3.	4	White	675	1804	Natural White	
4.	7	Black	200	1800	Emerald Black	
5.	2	Green	202	1950		
6.	3	Orange	181	1987	Paprika	
7.	5	Pink	303	1596		
8.	6	Pink	361	1921	Bubble Gum Pink	
9.	1	Pink	600	1597		

Thread usage: 13.94m



N#	Color	Name	Length
7.	1800	Emerald Black	1.69m
1.	1597		3.75m
4.	1804	Natural White	3.66m
2.	1950		0.95m
3.	1987	Paprika	0.89m
5.	1596		1.59m
6.	1921	Bubble Gum Pink	1.40m

# Color Film


Wilcom EmbroideryStudio - Designing  
Design: **Java plum-SnapTab**

Title:


Stitches: 2,817  
Height: 86.2 mm  
Width: 96.2 mm  
Colors: 7  
Colorway: Colorway 1  
Zoom: 0.49




Stop #: 1  
Element:  
Code: 1800  
Name: Emerald Black  
Chart: Madeira PolyNeon 40  
Stitches: 147  
Thread used: 0.76m




Stop #: 2  
Element:  
Code: 1597  
Name:  
Chart: Madeira PolyNeon 40  
Stitches: 146  
Thread used: 0.75m




Stop #: 3  
Element:  
Code: 1804  
Name: Natural White  
Chart: Madeira PolyNeon 40  
Stitches: 675  
Thread used: 3.66m



Stop #: 4  
Element:  
Code: 1800  
Name: Emerald Black  
Chart: Madeira PolyNeon 40  
Stitches: 200  
Thread used: 0.93m



Stop #: 5  
Element:  
Code: 1950  
Name:  
Chart: Madeira PolyNeon 40  
Stitches: 202  
Thread used: 0.95m



Stop #: 6  
Element:  
Code: 1987  
Name: Paprika  
Chart: Madeira PolyNeon 40  
Stitches: 181  
Thread used: 0.89m



# Color Film

Wilcom EmbroideryStudio - Designing

Design: **Java plum-SnapTab**

Title:


Stitches: 2,817  
Height: 86.2 mm  
Width: 96.2 mm  
Colors: 7  
Colorway: Colorway 1  
Zoom: 0.49



Stop #: 7  
Element:  
Code: 1596  
Name:  
Chart: Madeira PolyNeon 40  
Stitches: 303  
Thread used: 1.59m



Stop #: 8  
Element:  
Code: 1921  
Name: Bubble Gum Pink  
Chart: Madeira PolyNeon 40  
Stitches: 361  
Thread used: 1.40m



Stop #: 9  
Element:  
Code: 1597  
Name:  
Chart: Madeira PolyNeon 40  
Stitches: 600  
Thread used: 3.01m