



Creative Fabrica

**Embroidery Design
Sewing Information**

www.creativefabrica.com/embroidery/

© Creative Fabrica

Production Worksheet

Wilcom EmbroideryStudio - Designing

Design: **DBG_Birthday-Cake-Split-4x4**

Title:

Stitches: 5,417
 Height: 71.2 mm
 Width: 95.0 mm
 Colors: 10
 Colorway: Color Stop Steps
 Zoom: 2.39



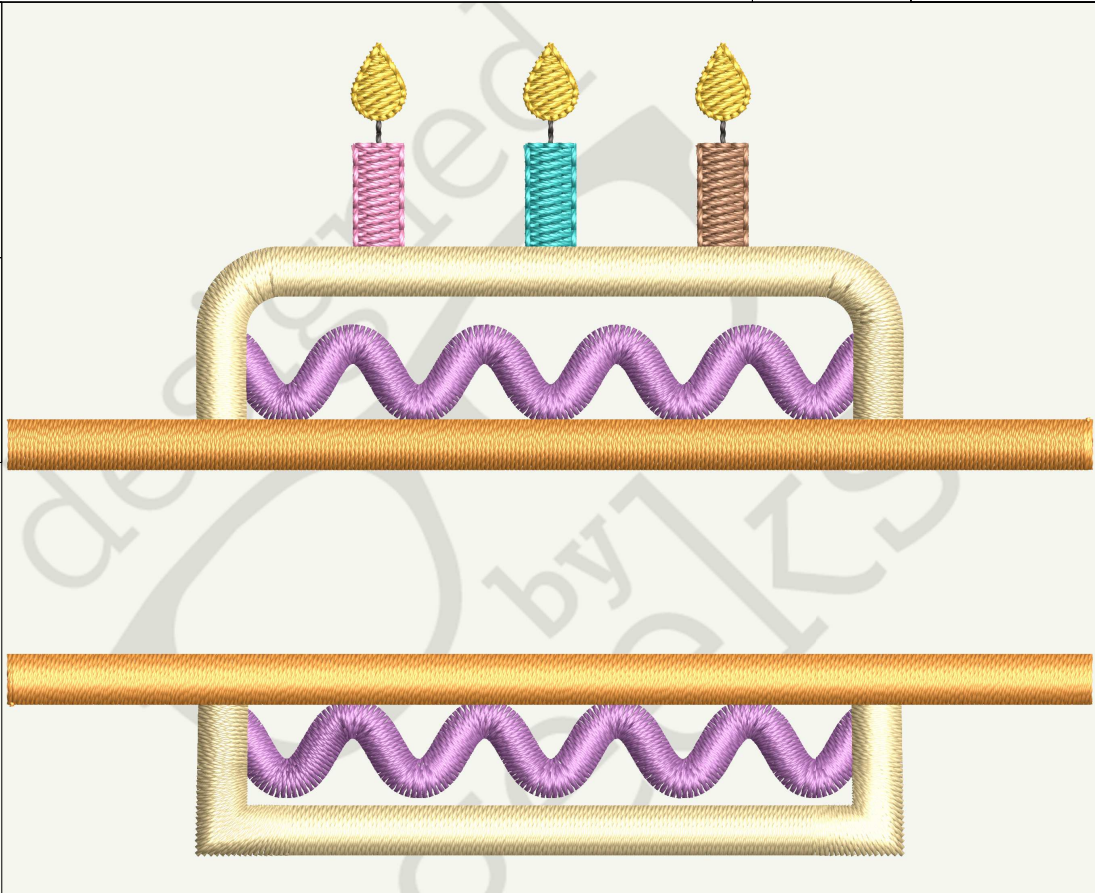
This design is optimized for 100% cotton fabric with two sheets of tear away stabilizer. If you are stitching this design on a different fabric, please adjust your stabilizer accordingly.

All designs created by Designed by Geeks, LLC are the sole property of Designed by Geeks, LLC.

Machine format: Janome
 Color changes: 9
 Stops: 10
 Trims: 18
 Fabric: Pure Cotton
 Required stabilizer: Topping:
 Backing: Tear
 Away x 2

Stop Sequence:

#	Color	St.	Code	Name										
1.	Red	141		Placement										
2.	Red	138		Tack Down										
3.	Purple	1,303		Wavy lines										
4.	Black	49		Wicks										
5.	Yellow	488		Flames										
6.	Brown	258		Right Candle										
7.	Cyan	254		Middle Candle										
8.	Pink	254		Left Candle	9.	Gold	1,323		Cake Satin	10.	Orange	1,209		Split Satin
9.	Gold	1,323		Cake Satin										
10.	Orange	1,209		Split Satin										




Color Film

Wilcom EmbroideryStudio - Designing


Design: **DBG_Birthday-Cake-Split-4x4**

Title:


Stitches: 5,417
 Height: 71.2 mm
 Width: 95.0 mm
 Colors: 10
 Colorway: Color Stop Steps
 Zoom: 0.39



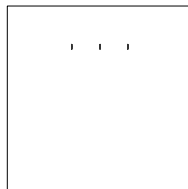
Stop #: 1
 Element:
 Code: Placement
 Name: Placement
 Chart: Applique Steps
 Stitches: 141
 Thread used: 0.70m




Stop #: 2
 Element:
 Code: Tack Down
 Name: Tack Down
 Chart: Applique Steps
 Stitches: 138
 Thread used: 0.69m




Stop #: 3
 Element:
 Code: Wavy lines
 Name: Wavy lines
 Chart: Applique Steps
 Stitches: 1,303
 Thread used: 7.44m




Stop #: 4
 Element:
 Code: Wicks
 Name: Wicks
 Chart: Applique Steps
 Stitches: 49
 Thread used: 0.16m




Stop #: 5
 Element:
 Code: Flames
 Name: Flames
 Chart: Applique Steps
 Stitches: 488
 Thread used: 1.84m




Stop #: 6
 Element:
 Code: Right Candle
 Name: Right Candle
 Chart: Applique Steps
 Stitches: 258
 Thread used: 1.16m




Stop #: 7
 Element:
 Code: Middle Candle
 Name: Middle Candle
 Chart: Applique Steps
 Stitches: 254
 Thread used: 1.16m



Stop #: 8
 Element:
 Code: Left Candle
 Name: Left Candle
 Chart: Applique Steps
 Stitches: 254
 Thread used: 1.16m



Stop #: 9
 Element:
 Code: Cake Satin
 Name: Cake Satin
 Chart: Applique Steps
 Stitches: 1,323
 Thread used: 9.96m



Stop #: 10
 Element:
 Code: Split Satin
 Name: Split Satin
 Chart: Applique Steps
 Stitches: 1,209
 Thread used: 8.99m

Production Worksheet

Wilcom EmbroideryStudio - Designing

Design: **DBG_Birthday-Cake-Split-5x7**

Title:

Stitches: 9,522
 Height: 124.4 mm
 Width: 168.6 mm
 Colors: 10
 Colorway: Color Stop Steps
 Zoom: 1.35



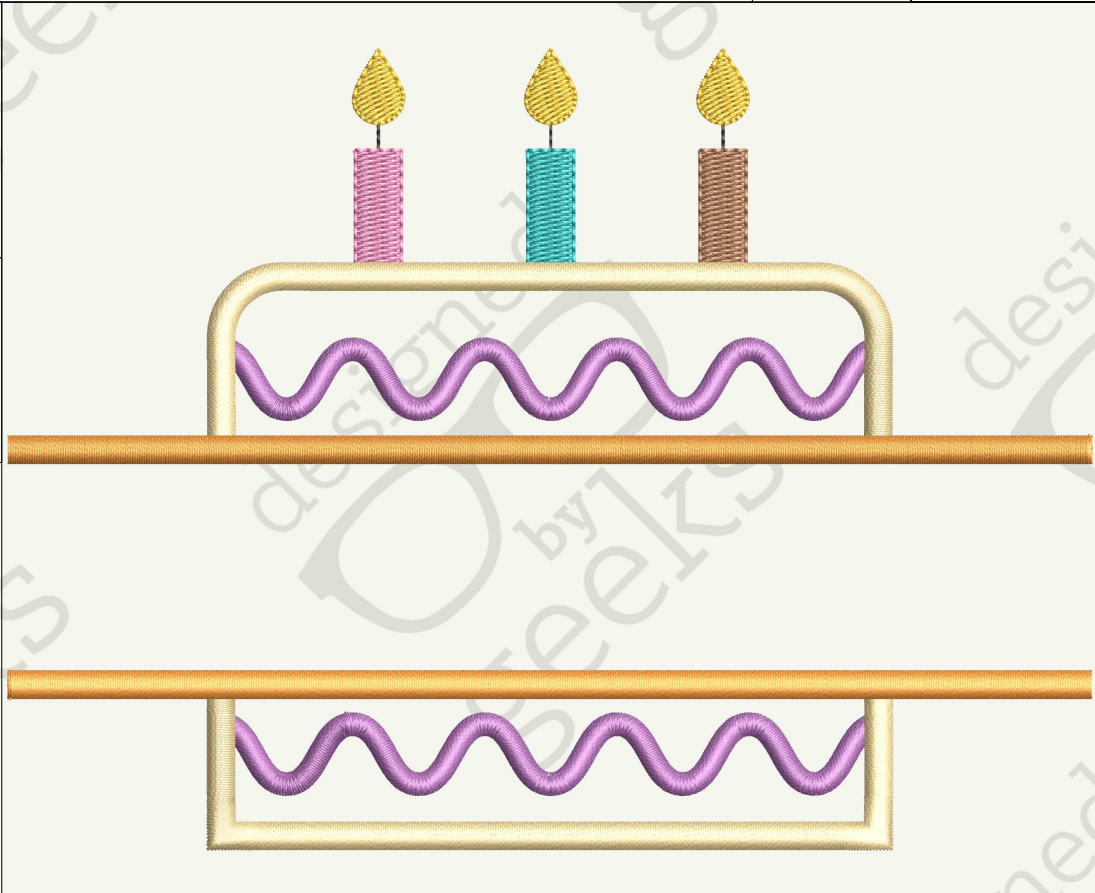
This design is optimized for 100% cotton fabric with two sheets of tear away stabilizer. If you are stitching this design on a different fabric, please adjust your stabilizer accordingly.

All designs created by Designed by Geeks, LLC are the sole property of Designed by Geeks, LLC.

Machine format: Janome
 Color changes: 9
 Stops: 10
 Trims: 18
 Fabric: Pure Cotton
 Required stabilizer: Topping:
 Backing: Tear
 Away x 2

Stop Sequence:

#	Color	St.	Code	Name
1.	Red	235		Placement
2.	Red	232		Tack Down
3.	Purple	2,142		Wavy lines
4.	Black	61		Wicks
5.	Yellow	878		Flames
6.	Brown	518		Right Candle
7.	Cyan	513		Middle Candle
8.	Pink	513		Left Candle




Color Film

Wilcom EmbroideryStudio - Designing


Design: **DBG_Birthday-Cake-Split-5x7**

Title:

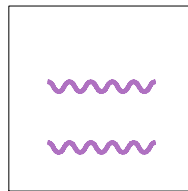
Stitches: 9,522
 Height: 124.4 mm
 Width: 168.6 mm
 Colors: 10
 Colorway: Color Stop Steps
 Zoom: 0.22



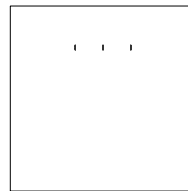
Stop #: 1
 Element:
 Code:
 Name: Placement
 Chart: Applique Steps
 Stitches: 235
 Thread used: 1.18m




Stop #: 2
 Element:
 Code:
 Name: Tack Down
 Chart: Applique Steps
 Stitches: 232
 Thread used: 1.17m




Stop #: 3
 Element:
 Code:
 Name: Wavy lines
 Chart:
 Stitches: 2,142
 Thread used: 13.33m




Stop #: 4
 Element:
 Code:
 Name: Wicks
 Chart:
 Stitches: 61
 Thread used: 0.22m




Stop #: 5
 Element:
 Code:
 Name: Flames
 Chart:
 Stitches: 878
 Thread used: 3.94m




Stop #: 6
 Element:
 Code:
 Name: Right Candle
 Chart:
 Stitches: 518
 Thread used: 2.67m



Stop #: 7
 Element:
 Code:
 Name: Middle Candle
 Chart:
 Stitches: 513
 Thread used: 2.66m



Stop #: 8
 Element:
 Code:
 Name: Left Candle
 Chart:
 Stitches: 513
 Thread used: 2.66m



Stop #: 9
 Element:
 Code:
 Name: Cake Satin
 Chart:
 Stitches: 2,321
 Thread used: 16.85m



Stop #: 10
 Element:
 Code:
 Name: Split Satin
 Chart:
 Stitches: 2,109
 Thread used: 15.78m

Production Worksheet

Wilcom EmbroideryStudio - Designing

Design: **DBG_Birthday-Cake-Split-6x10**

Title:

Stitches: 10,343
 Height: 135.0 mm
 Width: 182.8 mm
 Colors: 10
 Colorway: Color Stop Steps
 Zoom: 1.24



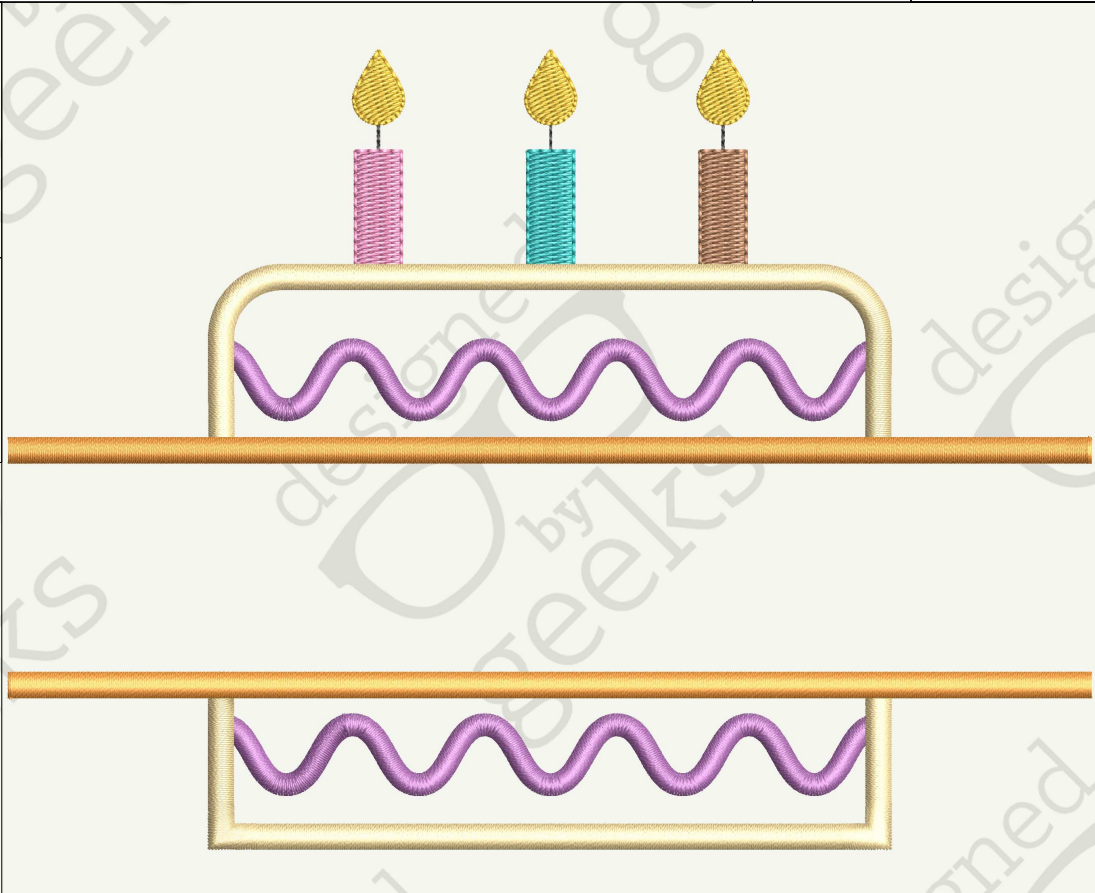
This design is optimized for 100% cotton fabric with two sheets of tear away stabilizer. If you are stitching this design on a different fabric, please adjust your stabilizer accordingly.

All designs created by Designed by Geeks, LLC are the sole property of Designed by Geeks, LLC.

Machine format: Janome
 Color changes: 9
 Stops: 10
 Trims: 19
 Fabric: Pure Cotton
 Required stabilizer: Topping:
 Backing: Tear
 Away x 2

Stop Sequence:

#	Color	St.	Code	Name
1.	Red	254		Placement
2.	Red	251		Tack Down
3.	Purple	2,308		Wavy lines
4.	Black	64		Wicks
5.	Yellow	977		Flames
6.	Brown	563		Right Candle
7.	Cyan	559		Middle Candle
8.	Pink	559		Left Candle
9.	Orange	2,516		Cake Satin
10.	Orange	2,292		Split Satin




Color Film

Wilcom EmbroideryStudio - Designing


Design: **DBG_Birthday-Cake-Split-6x10**

Title:


Stitches: 10,343
 Height: 135.0 mm
 Width: 182.8 mm
 Colors: 10
 Colorway: Color Stop Steps
 Zoom: 0.20



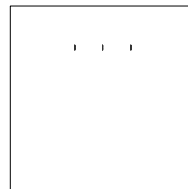
Stop #: 1
 Element:
 Code: Placement
 Name: Placement
 Chart: Applique Steps
 Stitches: 254
 Thread used: 1.28m




Stop #: 2
 Element:
 Code: Tack Down
 Name: Tack Down
 Chart: Applique Steps
 Stitches: 251
 Thread used: 1.27m




Stop #: 3
 Element:
 Code: Wavy lines
 Name: Wavy lines
 Chart: Applique Steps
 Stitches: 2,308
 Thread used: 14.91m




Stop #: 4
 Element:
 Code: Wicks
 Name: Wicks
 Chart: Applique Steps
 Stitches: 64
 Thread used: 0.23m




Stop #: 5
 Element:
 Code: Flames
 Name: Flames
 Chart: Applique Steps
 Stitches: 977
 Thread used: 4.51m




Stop #: 6
 Element:
 Code: Right Candle
 Name: Right Candle
 Chart: Applique Steps
 Stitches: 563
 Thread used: 3.00m



Stop #: 7
 Element:
 Code: Middle Candle
 Name: Middle Candle
 Chart: Applique Steps
 Stitches: 559
 Thread used: 2.99m



Stop #: 8
 Element:
 Code: Left Candle
 Name: Left Candle
 Chart: Applique Steps
 Stitches: 559
 Thread used: 2.99m



Stop #: 9
 Element:
 Code: Cake Satin
 Name: Cake Satin
 Chart: Applique Steps
 Stitches: 2,516
 Thread used: 18.29m



Stop #: 10
 Element:
 Code: Split Satin
 Name: Split Satin
 Chart: Applique Steps
 Stitches: 2,292
 Thread used: 17.13m

Production Worksheet

Wilcom EmbroideryStudio - Designing

Design: **DBG_Birthday-Cake-Split-8x8**

Title:

Stitches: 11,508
 Height: 141.1 mm
 Width: 192.0 mm
 Colors: 10
 Colorway: Color Stop Steps
 Zoom: 1.19



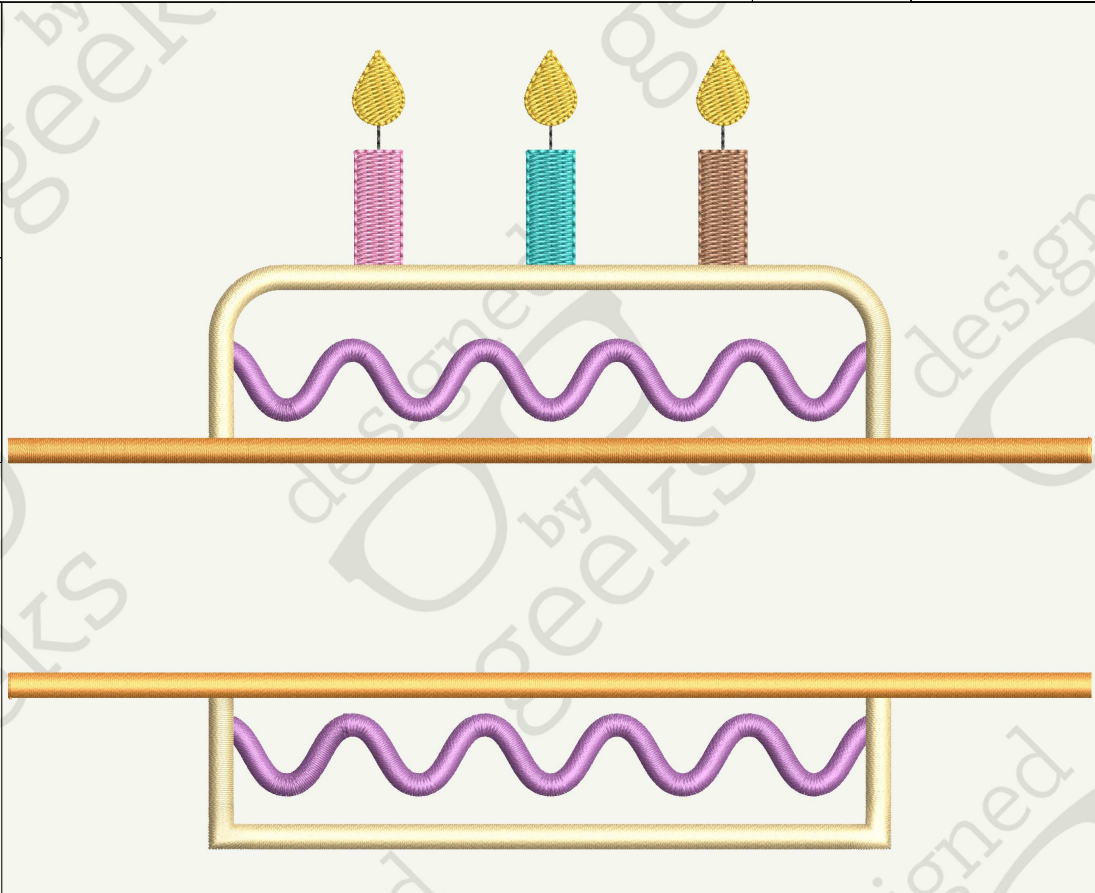
This design is optimized for 100% cotton fabric with two sheets of tear away stabilizer. If you are stitching this design on a different fabric, please adjust your stabilizer accordingly.

All designs created by Designed by Geeks, LLC are the sole property of Designed by Geeks, LLC.

Machine format: Janome
 Color changes: 9
 Stops: 10
 Trims: 18
 Fabric: Pure Cotton
 Required stabilizer: Topping:
 Backing: Tear
 Away x 2

Stop Sequence:

#	Color	St.	Code	Name
1.	Red	263		Placement
2.	Red	259		Tack Down
3.	Purple	3,003		Wavy lines
4.	Black	64		Wicks
5.	Yellow	1,024		Flames
6.	Brown	629		Right Candle
7.	Cyan	624		Middle Candle
8.	Pink	624		Left Candle
9.	Gold	2,623		Cake Satin
10.	Orange	2,395		Split Satin




Color Film

Wilcom EmbroideryStudio - Designing


Design: **DBG_Birthday-Cake-Split-8x8**

Title:


Stitches: 11,508
 Height: 141.1 mm
 Width: 192.0 mm
 Colors: 10
 Colorway: Color Stop Steps
 Zoom: 0.19



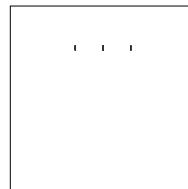
Stop #: 1
 Element:
 Code: Placement
 Name: Placement
 Chart: Applique Steps
 Stitches: 263
 Thread used: 1.33m




Stop #: 2
 Element:
 Code: Tack Down
 Name: Tack Down
 Chart: Applique Steps
 Stitches: 259
 Thread used: 1.32m




Stop #: 3
 Element:
 Code: Wavy lines
 Name: Wavy lines
 Chart: Applique Steps
 Stitches: 3,003
 Thread used: 19.48m




Stop #: 4
 Element:
 Code: Wicks
 Name: Wicks
 Chart: Applique Steps
 Stitches: 64
 Thread used: 0.23m




Stop #: 5
 Element:
 Code: Flames
 Name: Flames
 Chart: Applique Steps
 Stitches: 1,024
 Thread used: 4.76m




Stop #: 6
 Element:
 Code: Right Candle
 Name: Right Candle
 Chart: Applique Steps
 Stitches: 629
 Thread used: 3.28m



Stop #: 7
 Element:
 Code: Middle Candle
 Name: Middle Candle
 Chart: Applique Steps
 Stitches: 624
 Thread used: 3.27m



Stop #: 8
 Element:
 Code: Left Candle
 Name: Left Candle
 Chart: Applique Steps
 Stitches: 624
 Thread used: 3.27m



Stop #: 9
 Element:
 Code: Cake Satin
 Name: Cake Satin
 Chart: Applique Steps
 Stitches: 2,623
 Thread used: 19.07m



Stop #: 10
 Element:
 Code: Split Satin
 Name: Split Satin
 Chart: Applique Steps
 Stitches: 2,395
 Thread used: 17.92m