



Creative Fabrica

**Embroidery Design
Sewing Information**

www.creativefabrica.com/embroidery/

© Creative Fabrica

Production Worksheet

Wilcom EmbroideryStudio - Designing

Design: **DBG_Rainbow-Cloud-Split-4x4**

Title:

Stitches: 6,296
 Height: 95.2 mm
 Width: 93.5 mm
 Colors: 10
 Colorway: Color Stop Steps
 Zoom: 1.94



This design is optimized for 100% cotton fabric with two sheets of tear away stabilizer. If you are stitching this design on a different fabric, please adjust your stabilizer accordingly.

All designs created by Designed by Geeks, LLC are the sole property of Designed by Geeks, LLC.

Machine format: Janome
 Color changes: 9
 Stops: 10
 Trims: 16
 Fabric: Pure Cotton
 Required stabilizer: Topping:
 Backing: Tear Away x 2

Stop Sequence:

#	Color	St.	Code	Name
1.	Red	87		Placement
2.	Red	83		Tack Down
3.	Green	577		Green
4.	Blue	598		Blue
5.	Purple	596		Purple
6.	Yellow	596		Yellow
7.	Orange	596		Orange
8.	Pink	596		Pink
9.	White	1,399		White
10.	Black	1,168		Black




Color Film

Wilcom EmbroideryStudio - Designing


Design: **DBG_Rainbow-Cloud-Split-4x4**

Title:


Stitches: 6,296
 Height: 95.2 mm
 Width: 93.5 mm
 Colors: 10
 Colorway: Color Stop Steps
 Zoom: 0.39



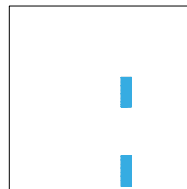
Stop #: 1
 Element:
 Code: Placement
 Name: Placement
 Chart: Applique Steps
 Stitches: 87
 Thread used: 0.43m



Stop #: 2
 Element:
 Code: Tack Down
 Name: Tack Down
 Chart: Applique Steps
 Stitches: 83
 Thread used: 0.42m




Stop #: 3
 Element:
 Code: Green
 Name: Green
 Chart: Applique Steps
 Stitches: 577
 Thread used: 2.84m




Stop #: 4
 Element:
 Code: Blue
 Name: Blue
 Chart: Applique Steps
 Stitches: 598
 Thread used: 2.95m




Stop #: 5
 Element:
 Code: Purple
 Name: Purple
 Chart: Applique Steps
 Stitches: 596
 Thread used: 2.94m




Stop #: 6
 Element:
 Code: Yellow
 Name: Yellow
 Chart: Applique Steps
 Stitches: 596
 Thread used: 2.94m




Stop #: 7
 Element:
 Code: Orange
 Name: Orange
 Chart: Applique Steps
 Stitches: 596
 Thread used: 2.94m



Stop #: 8
 Element:
 Code: Pink
 Name: Pink
 Chart: Applique Steps
 Stitches: 596
 Thread used: 2.93m



Stop #: 9
 Element:
 Code: White
 Name: White
 Chart: Applique Steps
 Stitches: 1,399
 Thread used: 10.40m



Stop #: 10
 Element:
 Code: Black
 Name: Black
 Chart: Applique Steps
 Stitches: 1,168
 Thread used: 8.75m

Production Worksheet

Wilcom EmbroideryStudio - Designing

Design: **DBG_Rainbow-Cloud-Split-5x7**

Title:

Stitches: 9,434
 Height: 127.2 mm
 Width: 125.3 mm
 Colors: 10
 Colorway: Color Stop Steps
 Zoom: 1.45




This design is optimized for 100% cotton fabric with two sheets of tear away stabilizer. If you are stitching this design on a different fabric, please adjust your stabilizer accordingly.

All designs created by Designed by Geeks, LLC are the sole property of Designed by Geeks, LLC.

Machine format: Janome
 Color changes: 9
 Stops: 10
 Trims: 17
 Fabric: Pure Cotton
 Required stabilizer: Topping:
 Backing: Tear
 Away x 2

Stop Sequence:

#	Color	St. Code	Name
1.	Red	112	Placement
2.	Red	107	Tack Down
3.	Green	903	Green
4.	Blue	922	Blue
5.	Purple	920	Purple
6.	Yellow	920	Yellow
7.	Orange	920	Orange
8.	Pink	920	Pink
9.	White	2,128	White
10.	Black	1,582	Black




Color Film

Wilcom EmbroideryStudio - Designing


Design: **DBG_Rainbow-Cloud-Split-5x7**

Title:


Stitches: 9,434
 Height: 127.2 mm
 Width: 125.3 mm
 Colors: 10
 Colorway: Color Stop Steps
 Zoom: 0.29



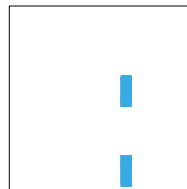
Stop #: 1
 Element:
 Code: Placement
 Name: Placement
 Chart: Applique Steps
 Stitches: 112
 Thread used: 0.57m



Stop #: 2
 Element:
 Code: Tack Down
 Name: Tack Down
 Chart: Applique Steps
 Stitches: 107
 Thread used: 0.55m




Stop #: 3
 Element:
 Code: Green
 Name: Green
 Chart: Applique Steps
 Stitches: 903
 Thread used: 4.72m




Stop #: 4
 Element:
 Code: Blue
 Name: Blue
 Chart: Applique Steps
 Stitches: 922
 Thread used: 4.84m




Stop #: 5
 Element:
 Code: Purple
 Name: Purple
 Chart: Applique Steps
 Stitches: 920
 Thread used: 4.82m



Stop #: 6
 Element:
 Code: Yellow
 Name: Yellow
 Chart: Applique Steps
 Stitches: 920
 Thread used: 4.83m




Stop #: 7
 Element:
 Code: Orange
 Name: Orange
 Chart: Applique Steps
 Stitches: 920
 Thread used: 4.83m



Stop #: 8
 Element:
 Code: Pink
 Name: Pink
 Chart: Applique Steps
 Stitches: 920
 Thread used: 4.82m



Stop #: 9
 Element:
 Code: White
 Name: White
 Chart: Applique Steps
 Stitches: 2,128
 Thread used: 15.79m



Stop #: 10
 Element:
 Code: Black
 Name: Black
 Chart: Applique Steps
 Stitches: 1,582
 Thread used: 11.81m

Production Worksheet

Wilcom EmbroideryStudio - Designing

Design: **DBG_Rainbow-Cloud-Split-6x10**

Title:

Stitches: 10,219
 Height: 137.2 mm
 Width: 135.3 mm
 Colors: 10
 Colorway: Color Stop Steps
 Zoom: 1.34



This design is optimized for 100% cotton fabric with two sheets of tear away stabilizer. If you are stitching this design on a different fabric, please adjust your stabilizer accordingly.

All designs created by Designed by Geeks, LLC are the sole property of Designed by Geeks, LLC.

Machine format: Janome
 Color changes: 9
 Stops: 10
 Trims: 17
 Fabric: Pure Cotton
 Required stabilizer: Topping:
 Backing: Tear
 Away x 2

Stop Sequence:

#	Color	St. Code	Name
1.	Red	121	Placement
2.	Red	116	Tack Down
3.	Green	986	Green
4.	Blue	999	Blue
5.	Purple	1,011	Purple
6.	Yellow	997	Yellow
7.	Orange	997	Orange
8.	Pink	997	Pink
9.	White	2,290	White
10.	Black	1,705	Black



Authors: Designed by Geeks

Design last saved : 4/14/2021 9:04:02 AM

Date printed: 4/14/2021 9:04:35 AM

Page 1 of 2


Color Film

Wilcom EmbroideryStudio - Designing


Design: **DBG_Rainbow-Cloud-Split-6x10**

Title:

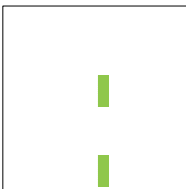
Stitches: 10,219
 Height: 137.2 mm
 Width: 135.3 mm
 Colors: 10
 Colorway: Color Stop Steps
 Zoom: 0.27



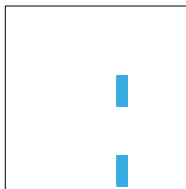
Stop #: 1
 Element:
 Code: Placement
 Name: Placement
 Chart: Applique Steps
 Stitches: 121
 Thread used: 0.62m



Stop #: 2
 Element:
 Code: Tack Down
 Name: Tack Down
 Chart: Applique Steps
 Stitches: 116
 Thread used: 0.60m




Stop #: 3
 Element:
 Code: Green
 Name: Green
 Chart: Applique Steps
 Stitches: 986
 Thread used: 5.39m




Stop #: 4
 Element:
 Code: Blue
 Name: Blue
 Chart: Applique Steps
 Stitches: 999
 Thread used: 5.47m




Stop #: 5
 Element:
 Code: Purple
 Name: Purple
 Chart: Applique Steps
 Stitches: 1,011
 Thread used: 5.52m



Stop #: 6
 Element:
 Code: Yellow
 Name: Yellow
 Chart: Applique Steps
 Stitches: 997
 Thread used: 5.46m




Stop #: 7
 Element:
 Code: Orange
 Name: Orange
 Chart: Applique Steps
 Stitches: 997
 Thread used: 5.46m



Stop #: 8
 Element:
 Code: Pink
 Name: Pink
 Chart: Applique Steps
 Stitches: 997
 Thread used: 5.45m



Stop #: 9
 Element:
 Code: White
 Name: White
 Chart: Applique Steps
 Stitches: 2,290
 Thread used: 16.99m



Stop #: 10
 Element:
 Code: Black
 Name: Black
 Chart: Applique Steps
 Stitches: 1,705
 Thread used: 12.75m

Authors: Designed by Geeks

Design last saved : 4/14/2021 9:04:02 AM

Date printed: 4/14/2021 9:04:35 AM

Page 2 of 2

Production Worksheet

Wilcom EmbroideryStudio - Designing

Design: **DBG_Rainbow-Cloud-Split-8x8**

Title:

Stitches: 17,357
 Height: 195.2 mm
 Width: 193.5 mm
 Colors: 10
 Colorway: Color Stop Steps
 Zoom: 0.94



This design is optimized for 100% cotton fabric with two sheets of tear away stabilizer. If you are stitching this design on a different fabric, please adjust your stabilizer accordingly.

All designs created by Designed by Geeks, LLC are the sole property of Designed by Geeks, LLC.

Machine format: Janome
 Color changes: 9
 Stops: 10
 Trims: 17
 Fabric: Pure Cotton
 Required stabilizer: Topping:
 Backing: Tear
 Away x 2

Stop Sequence:

#	Color	St. Code	Name
1.	Red	169	Placement
2.	Red	161	Tack Down
3.	Green	1,914	Green
4.	Blue	1,933	Blue
5.	Purple	1,901	Purple
6.	Yellow	1,901	Yellow
7.	Orange	1,901	Orange
8.	Pink	1,813	Pink
9.	White	3,244	White
10.	Black	2,420	Black



Authors: Designed by Geeks

Design last saved : 4/14/2021 9:09:02 AM

Date printed: 4/14/2021 9:09:07 AM

Page 1 of 2


Color Film

Wilcom EmbroideryStudio - Designing


Design: **DBG_Rainbow-Cloud-Split-8x8**

Title:


Stitches: 17,357
 Height: 195.2 mm
 Width: 193.5 mm
 Colors: 10
 Colorway: Color Stop Steps
 Zoom: 0.19



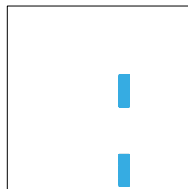
Stop #: 1
 Element:
 Code: Placement
 Name: Placement
 Chart: Applique Steps
 Stitches: 169
 Thread used: 0.87m




Stop #: 2
 Element:
 Code: Tack Down
 Name: Tack Down
 Chart: Applique Steps
 Stitches: 161
 Thread used: 0.84m




Stop #: 3
 Element:
 Code: Green
 Name: Green
 Chart: Applique Steps
 Stitches: 1,914
 Thread used: 10.81m




Stop #: 4
 Element:
 Code: Blue
 Name: Blue
 Chart: Applique Steps
 Stitches: 1,933
 Thread used: 10.95m




Stop #: 5
 Element:
 Code: Purple
 Name: Purple
 Chart: Applique Steps
 Stitches: 1,901
 Thread used: 10.80m



Stop #: 6
 Element:
 Code: Yellow
 Name: Yellow
 Chart: Applique Steps
 Stitches: 1,901
 Thread used: 10.81m




Stop #: 7
 Element:
 Code: Orange
 Name: Orange
 Chart: Applique Steps
 Stitches: 1,901
 Thread used: 10.81m



Stop #: 8
 Element:
 Code: Pink
 Name: Pink
 Chart: Applique Steps
 Stitches: 1,813
 Thread used: 10.62m



Stop #: 9
 Element:
 Code: White
 Name: White
 Chart: Applique Steps
 Stitches: 3,244
 Thread used: 24.04m



Stop #: 10
 Element:
 Code: Black
 Name: Black
 Chart: Applique Steps
 Stitches: 2,420
 Thread used: 18.14m

Authors: Designed by Geeks

Design last saved : 4/14/2021 9:09:02 AM

Date printed: 4/14/2021 9:09:07 AM

Page 2 of 2