



Creative Fabrica

**Embroidery Design
Sewing Information**

www.creativefabrica.com/embroidery/

© Creative Fabrica

Production Worksheet

Wilcom EmbroideryStudio – Designing

Design: **DBG_Tiny-Bus-4x4**

Title:

Stitches: 6,741
 Height: 66.6 mm
 Width: 95.4 mm
 Colors: 11
 Colorway: Color Stop Steps
 Zoom: 1.96




This design is optimized for 100% cotton fabric with two sheets of tear away stabilizer. If you are stitching this design on a different fabric, please adjust your stabilizer accordingly.

All designs created by Designed by Geeks, LLC are the sole property of Designed by Geeks, LLC.

Machine format: Janome
 Color changes: 10
 Stops: 11
 Trims: 27
 Fabric: Pure Cotton
 Required stabilizer: Topping:
 Backing: Tear Away x 2
 Appliqués: 6
 Total thread: 44.82m
 Total bobbin: 17.92m

Stop Sequence:

#	Color	St. Code	Name
1.	Red	122	Placement
2.	Red	115	Tack Down
3.	Magenta	141	2nd Placement
4.	Brown	146	2nd Tack Down
5.	Orange	71	3rd Placement
6.	Orange	75	3rd Tack Down
7.	Black	906	Stripes
8.	Yellow	1,387	Bus
9.	Black	989	Tires
10.	Brown	577	Stop Sign
11.	White	2,212	Windows and Hubcaps



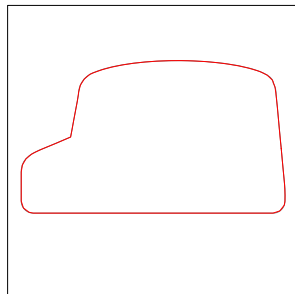
Color Film

Wilcom EmbroideryStudio – Designing

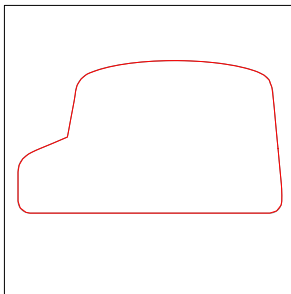
Design: **DBG_Tiny-Bus-4x4**

Title:

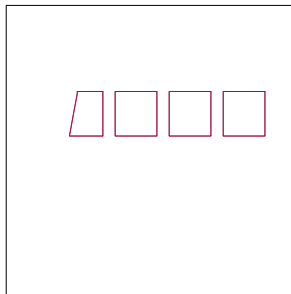
Stitches: 6,741
 Height: 66.6 mm
 Width: 95.4 mm
 Colors: 11
 Colorway: Color Stop Steps
 Zoom: 0.61



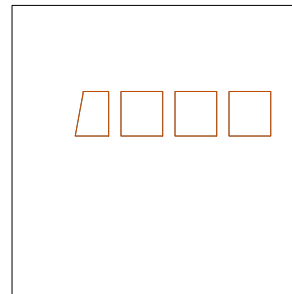
Stop #: 1
 Element:
 Code:
 Name: Placement
 Chart: Applique Steps
 Stitches: 122
 Thread used: 0.61m



Stop #: 2
 Element:
 Code:
 Name: Tack Down
 Chart: Applique Steps
 Stitches: 115
 Thread used: 0.59m



Stop #: 3
 Element:
 Code:
 Name: 2nd Placement
 Chart: Applique Steps
 Stitches: 141
 Thread used: 0.65m



Stop #: 4
 Element:
 Code:
 Name: 2nd Tack Down
 Chart: Applique Steps
 Stitches: 146
 Thread used: 0.66m

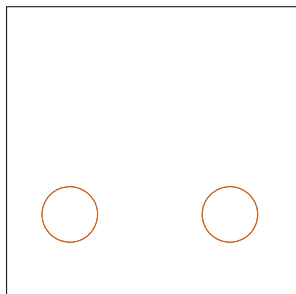
Color Film

Wilcom EmbroideryStudio – Designing

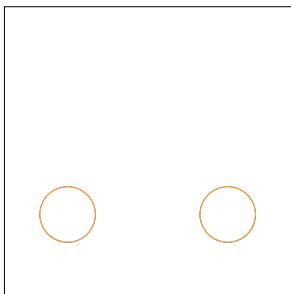
Design: **DBG_Tiny-Bus-4x4**

Title:

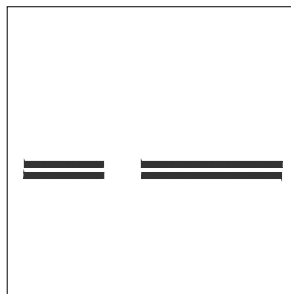
Stitches: 6,741
Height: 66.6 mm
Width: 95.4 mm
Colors: 11
Colorway: Color Stop Steps
Zoom: 0.61




Stop #: 5
Element:
Code:
Name: 3rd Placement
Chart: Applique Steps
Stitches: 71
Thread used: 0.34m



Stop #: 6
Element:
Code:
Name: 3rd Tack Down
Chart: Applique Steps
Stitches: 75
Thread used: 0.34m



Stop #: 7
Element:
Code:
Name: Stripes
Chart: Satin
Stitches: 906
Thread used: 4.60m



Stop #: 8
Element:
Code:
Name: Bus
Chart: Satin
Stitches: 1,387
Thread used: 10.11m


Color Film

Wilcom EmbroideryStudio – Designing


Design: **DBG_Tiny-Bus-4x4**

Title:

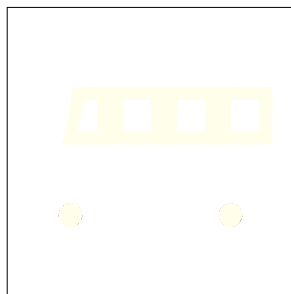
Stitches: 6,741
Height: 66.6 mm
Width: 95.4 mm
Colors: 11
Colorway: Color Stop Steps
Zoom: 0.61



Stop #: 9
Element:
Code:
Name: Tires
Chart: Satin
Stitches: 989
Thread used: 7.08m



Stop #: 10
Element:
Code:
Name: Stop Sign
Chart:
Stitches: 577
Thread used: 3.27m



Stop #: 11
Element:
Code:
Name: Windows and Hubcaps
Chart:
Stitches: 2,212
Thread used: 15.48m

Production Worksheet

Wilcom EmbroideryStudio – Designing

Design: **DBG_Tiny-Bus-5x7**

Title:

Stitches: 13,611
 Height: 121.2 mm
 Width: 175.4 mm
 Colors: 11
 Colorway: Color Stop Steps
 Zoom: 1.07



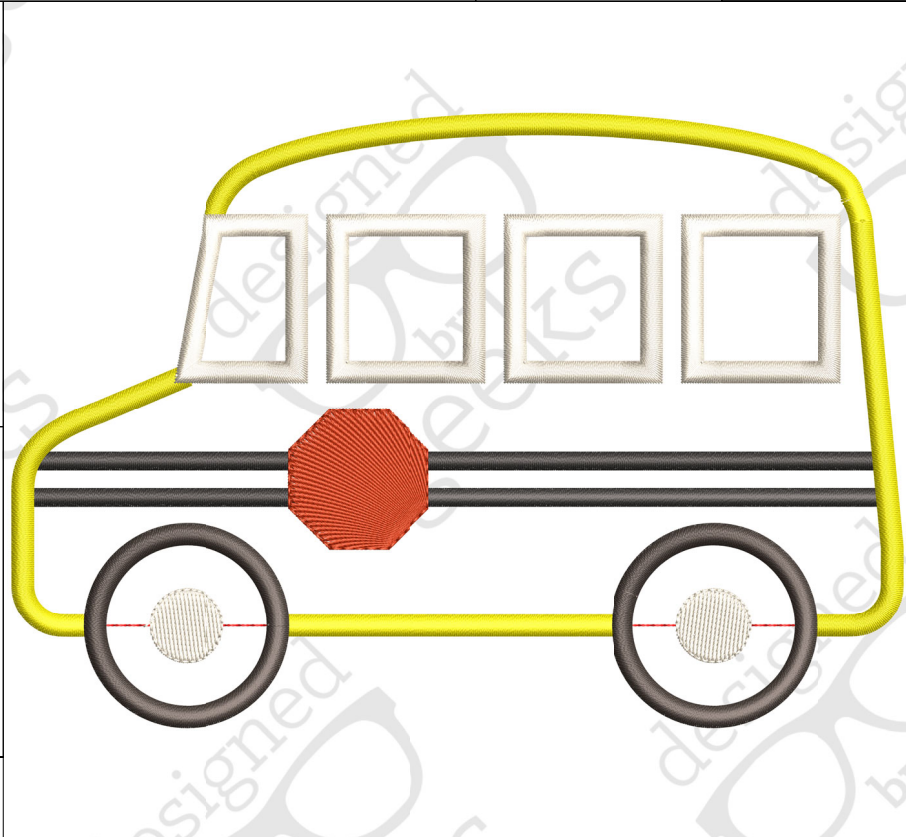
This design is optimized for 100% cotton fabric with two sheets of tear away stabilizer. If you are stitching this design on a different fabric, please adjust your stabilizer accordingly.

All designs created by Designed by Geeks, LLC are the sole property of Designed by Geeks, LLC.

Machine format: Janome
 Color changes: 10
 Stops: 11
 Trims: 30
 Fabric: Pure Cotton
 Required stabilizer: Topping:
 Backing: Tear Away x 2
 Appliqués: 6
 Total thread: 92.71m
 Total bobbin: 38.15m

Stop Sequence:

#	Color	St. Code	Name
1.	Red	219	Placement
2.	Red	207	Tack Down
3.	Magenta	228	2nd Placement
4.	Brown	238	2nd Tack Down
5.	Orange	123	3rd Placement
6.	Orange	131	3rd Tack Down
7.	Black	1,805	Stripes
8.	Yellow	3,057	Bus
9.	Black	1,742	Tires
10.	Brown	1,624	Stop Sign
11.	White	4,237	Windows and Hubcaps



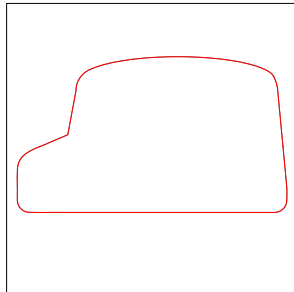
Color Film

Wilcom EmbroideryStudio – Designing

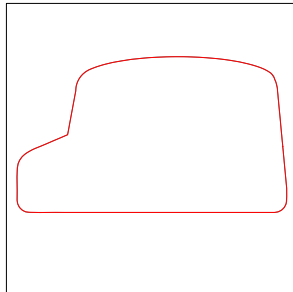
Design: **DBG_Tiny-Bus-5x7**

Title:

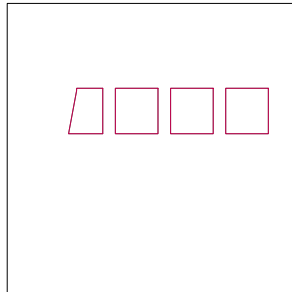
Stitches: 13,611
 Height: 121.2 mm
 Width: 175.4 mm
 Colors: 11
 Colorway: Color Stop Steps
 Zoom: 0.33



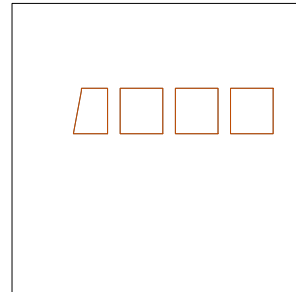
Stop #: 1
 Element:
 Code:
 Name: Placement
 Chart: Applique Steps
 Stitches: 219
 Thread used: 1.11m



Stop #: 2
 Element:
 Code:
 Name: Tack Down
 Chart: Applique Steps
 Stitches: 207
 Thread used: 1.08m



Stop #: 3
 Element:
 Code:
 Name: 2nd Placement
 Chart: Applique Steps
 Stitches: 228
 Thread used: 1.10m



Stop #: 4
 Element:
 Code:
 Name: 2nd Tack Down
 Chart: Applique Steps
 Stitches: 238
 Thread used: 1.12m

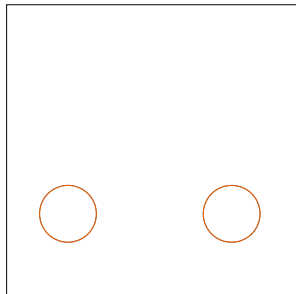
Color Film

Wilcom EmbroideryStudio – Designing

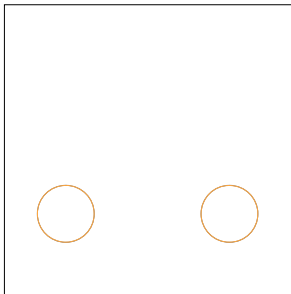
Design: **DBG_Tiny-Bus-5x7**

Title:

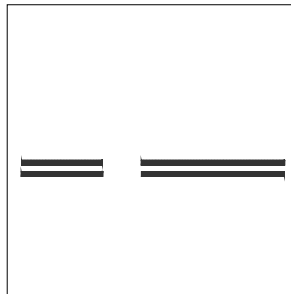
Stitches: 13,611
Height: 121.2 mm
Width: 175.4 mm
Colors: 11
Colorway: Color Stop Steps
Zoom: 0.33




Stop #: 5
Element:
Code:
Name: 3rd Placement
Chart: Applique Steps
Stitches: 123
Thread used: 0.58m



Stop #: 6
Element:
Code:
Name: 3rd Tack Down
Chart: Applique Steps
Stitches: 131
Thread used: 0.60m



Stop #: 7
Element:
Code:
Name: Stripes
Chart: Satin
Stitches: 1,805
Thread used: 11.81m



Stop #: 8
Element:
Code:
Name: Bus
Chart: Satin
Stitches: 3,057
Thread used: 21.59m


Color Film

Wilcom EmbroideryStudio – Designing


Design: **DBG_Tiny-Bus-5x7**

Title:

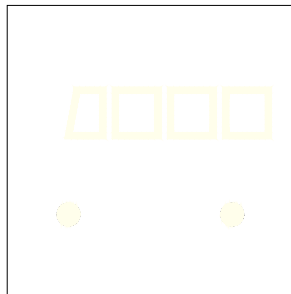
Stitches: 13,611
Height: 121.2 mm
Width: 175.4 mm
Colors: 11
Colorway: Color Stop Steps
Zoom: 0.33



Stop #: 9
Element:
Code:
Name: Tires
Chart: Satin
Stitches: 1,742
Thread used: 12.68m



Stop #: 10
Element:
Code:
Name: Stop Sign
Chart: Satin
Stitches: 1,624
Thread used: 10.25m



Stop #: 11
Element:
Code:
Name: Windows and Hubcaps
Chart: Satin
Stitches: 4,237
Thread used: 29.70m

Production Worksheet

Wilcom EmbroideryStudio – Designing

Design: **DBG_Tiny-Bus-6x10**

Title:

Stitches: 15,918
 Height: 135.3 mm
 Width: 196.0 mm
 Colors: 11
 Colorway: Color Stop Steps
 Zoom: 0.95




This design is optimized for 100% cotton fabric with two sheets of tear away stabilizer. If you are stitching this design on a different fabric, please adjust your stabilizer accordingly.

All designs created by Designed by Geeks, LLC are the sole property of Designed by Geeks, LLC.

Machine format: Janome
 Color changes: 10
 Stops: 11
 Trims: 31
 Fabric: Pure Cotton
 Required stabilizer: Topping:
 Backing: Tear Away x 2
 Appliqués: 6
 Total thread: 109.36m
 Total bobbin: 45.29m

Stop Sequence:

#	Color	St.	Code	Name
1.	Red	243		Placement
2.	Red	230		Tack Down
3.	Magenta	250		2nd Placement
4.	Brown	261		2nd Tack Down
5.	Orange	135		3rd Placement
6.	Orange	143		3rd Tack Down
7.	Black	2,545		Stripes
8.	Yellow	3,410		Bus
9.	Black	1,938		Tires
10.	Brown	1,982		Stop Sign
11.	White	4,781		Windows and Hubcaps



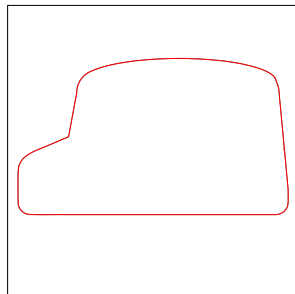
Color Film

Wilcom EmbroideryStudio – Designing

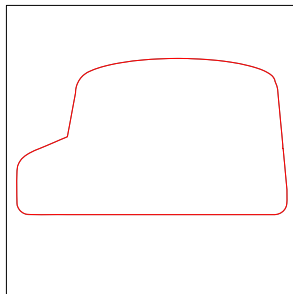
Design: **DBG_Tiny-Bus-6x10**

Title:

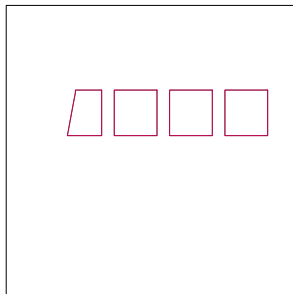
Stitches: 15,918
 Height: 135.3 mm
 Width: 196.0 mm
 Colors: 11
 Colorway: Color Stop Steps
 Zoom: 0.30



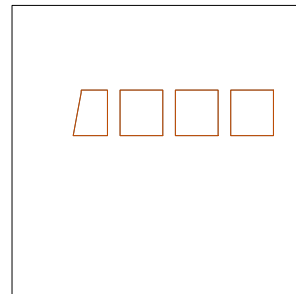
Stop #: 1
 Element:
 Code:
 Name: Placement
 Chart: Applique Steps
 Stitches: 243
 Thread used: 1.24m



Stop #: 2
 Element:
 Code:
 Name: Tack Down
 Chart: Applique Steps
 Stitches: 230
 Thread used: 1.20m



Stop #: 3
 Element:
 Code:
 Name: 2nd Placement
 Chart: Applique Steps
 Stitches: 250
 Thread used: 1.21m



Stop #: 4
 Element:
 Code:
 Name: 2nd Tack Down
 Chart: Applique Steps
 Stitches: 261
 Thread used: 1.24m

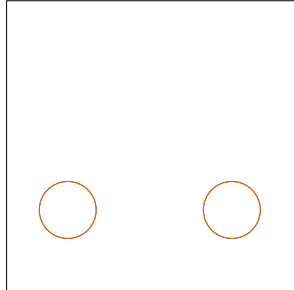
Color Film

Wilcom EmbroideryStudio – Designing

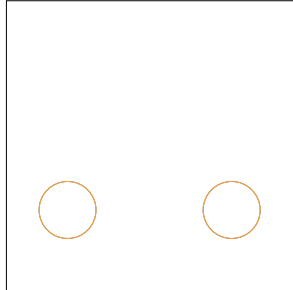
Design: **DBG_Tiny-Bus-6x10**

Title:

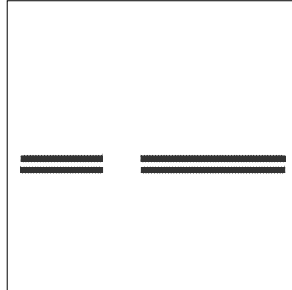
Stitches: 15,918
Height: 135.3 mm
Width: 196.0 mm
Colors: 11
Colorway: Color Stop Steps
Zoom: 0.30




Stop #: 5
Element:
Code:
Name: 3rd Placement
Chart: Applique Steps
Stitches: 135
Thread used: 0.64m



Stop #: 6
Element:
Code:
Name: 3rd Tack Down
Chart: Applique Steps
Stitches: 143
Thread used: 0.66m



Stop #: 7
Element:
Code:
Name: Stripes
Chart: Satin
Stitches: 2,545
Thread used: 17.61m



Stop #: 8
Element:
Code:
Name: Bus
Chart: Satin
Stitches: 3,410
Thread used: 24.12m


Color Film

Wilcom EmbroideryStudio – Designing


Design: **DBG_Tiny-Bus-6x10**

Title:

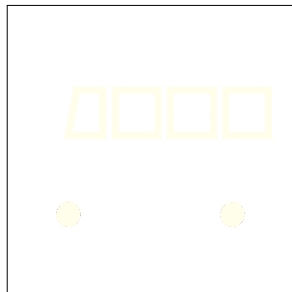
Stitches: 15,918
Height: 135.3 mm
Width: 196.0 mm
Colors: 11
Colorway: Color Stop Steps
Zoom: 0.30



Stop #: 9
Element:
Code:
Name: Tires
Chart: Satin
Stitches: 1,938
Thread used: 14.13m



Stop #: 10
Element:
Code:
Name: Stop Sign
Chart:
Stitches: 1,982
Thread used: 12.71m



Stop #: 11
Element:
Code:
Name: Windows and Hubcaps
Chart:
Stitches: 4,781
Thread used: 33.50m

Production Worksheet

Wilcom EmbroideryStudio – Designing

Design: **DBG_Tiny-Bus-8x8**

Title:

Stitches: 15,865
 Height: 134.9 mm
 Width: 195.4 mm
 Colors: 11
 Colorway: Color Stop Steps
 Zoom: 0.96




This design is optimized for 100% cotton fabric with two sheets of tear away stabilizer. If you are stitching this design on a different fabric, please adjust your stabilizer accordingly.

All designs created by Designed by Geeks, LLC are the sole property of Designed by Geeks, LLC.

Machine format: Janome
 Color changes: 10
 Stops: 11
 Trims: 31
 Fabric: Pure Cotton
 Required stabilizer: Topping:
 Backing: Tear Away x 2
 Appliqués: 6
 Total thread: 108.93m
 Total bobbin: 45.09m

Stop Sequence:

#	Color	St.	Code	Name
1.	Red	243		Placement
2.	Red	230		Tack Down
3.	Magenta	250		2nd Placement
4.	Brown	261		2nd Tack Down
5.	Orange	135		3rd Placement
6.	Orange	143		3rd Tack Down
7.	Black	2,536		Stripes
8.	Yellow	3,400		Bus
9.	Black	1,934		Tires
10.	Brown	1,979		Stop Sign
11.	White	4,754		Windows and Hubcaps



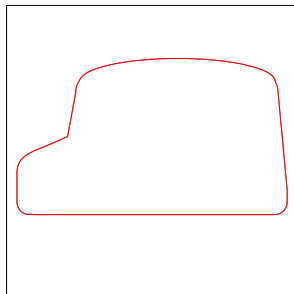
Color Film

Wilcom EmbroideryStudio – Designing

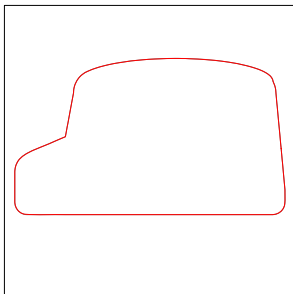
Design: **DBG_Tiny-Bus-8x8**

Title:

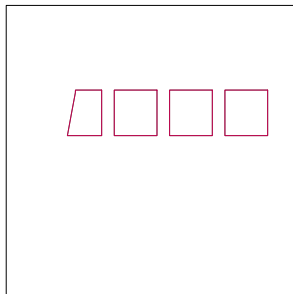
Stitches: 15,865
 Height: 134.9 mm
 Width: 195.4 mm
 Colors: 11
 Colorway: Color Stop Steps
 Zoom: 0.30



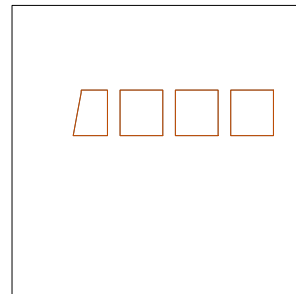
Stop #: 1
 Element:
 Code:
 Name: Placement
 Chart: Applique Steps
 Stitches: 243
 Thread used: 1.23m



Stop #: 2
 Element:
 Code:
 Name: Tack Down
 Chart: Applique Steps
 Stitches: 230
 Thread used: 1.20m



Stop #: 3
 Element:
 Code:
 Name: 2nd Placement
 Chart: Applique Steps
 Stitches: 250
 Thread used: 1.21m



Stop #: 4
 Element:
 Code:
 Name: 2nd Tack Down
 Chart: Applique Steps
 Stitches: 261
 Thread used: 1.24m

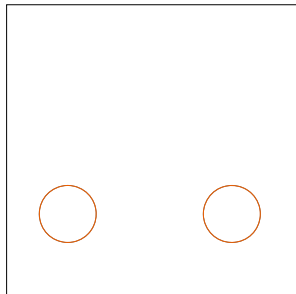
Color Film

Wilcom EmbroideryStudio – Designing

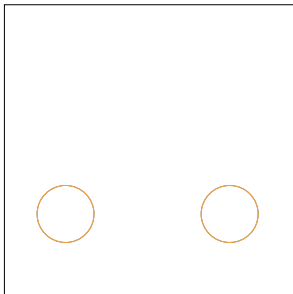
Design: **DBG_Tiny-Bus-8x8**

Title:

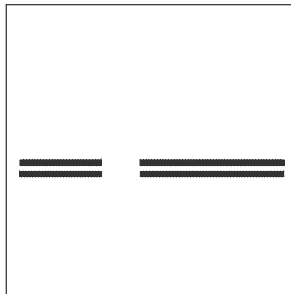
Stitches: 15,865
Height: 134.9 mm
Width: 195.4 mm
Colors: 11
Colorway: Color Stop Steps
Zoom: 0.30




Stop #: 5
Element:
Code:
Name: 3rd Placement
Chart: Applique Steps
Stitches: 135
Thread used: 0.64m



Stop #: 6
Element:
Code:
Name: 3rd Tack Down
Chart: Applique Steps
Stitches: 143
Thread used: 0.66m



Stop #: 7
Element:
Code:
Name: Stripes
Chart: Satin
Stitches: 2,536
Thread used: 17.53m



Stop #: 8
Element:
Code:
Name: Bus
Chart: Satin
Stitches: 3,400
Thread used: 24.04m


Color Film

Wilcom EmbroideryStudio – Designing


Design: **DBG_Tiny-Bus-8x8**

Title:

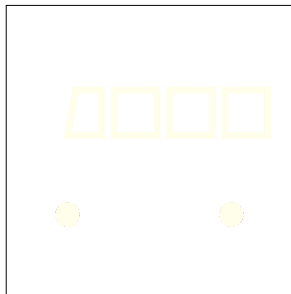
Stitches: 15,865
Height: 134.9 mm
Width: 195.4 mm
Colors: 11
Colorway: Color Stop Steps
Zoom: 0.30



Stop #: 9
Element:
Code:
Name: Tires
Chart: Satin
Stitches: 1,934
Thread used: 14.09m



Stop #: 10
Element:
Code:
Name: Stop Sign
Chart:
Stitches: 1,979
Thread used: 12.66m



Stop #: 11
Element:
Code:
Name: Windows and Hubcaps
Chart:
Stitches: 4,754
Thread used: 33.31m