



# **Creative Fabrica**

**Embroidery Design  
Sewing Information**

**[www.creativefabrica.com/embroidery/](http://www.creativefabrica.com/embroidery/)**

© Creative Fabrica

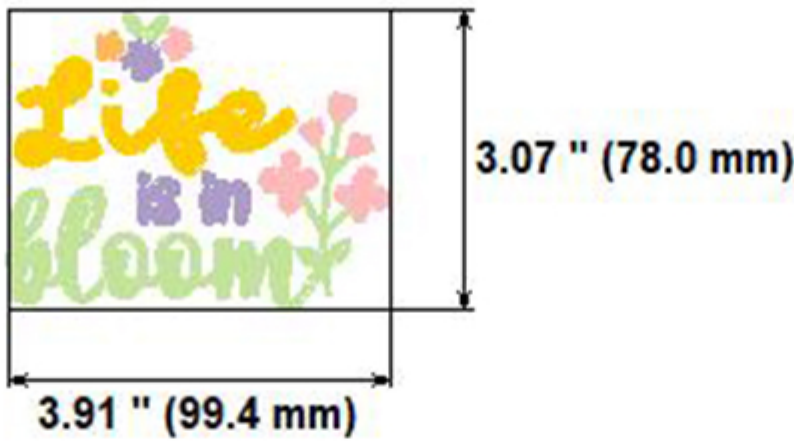
Needle Thread consumption

1	1910 st.	31.5% (33.5 ft)
2	149 st.	1.6% (1.7 ft)
3	3758 st.	43.7% (46.5 ft)
4	1022 st.	13.0% (13.8 ft)
5	854 st.	10.1% (10.7 ft)
Upper thread		106.2 ft
Bobbin		35.4 ft

File: bloom100.hus (Viking Husqvarna)  
Design name: bloom100  
Stitches: 7693  
Size: 3.91 x 3.07 " (99.4 x 78.0 mm)  
Begin: 1.96, 1.54 "  
End: 2.12, 1.06 "  
Start needle: 1  
Colors: 5/5 , Stops: 4

This area is reserved for  
your logo. Place logo.bmp  
file (width: 289 , height: 98 pixels)  
in the same folder as  
embird.exe file.


This area is reserved for  
your address information.  
Place address.txt text file  
containing your address in the  
same folder as embird.exe  
file.



Histogram

(1911)	Stop 1
(2060)	Stop 2
(5818)	Stop 3
(6840)	Stop 4
(7693)	End

Stitches ratio diagram:





# Needle Thread consumption

1	2248 st.	31.9% (45.8 ft)
2	181 st.	1.6% (2.3 ft)
3	4578 st.	43.2% (62.0 ft)
4	1294 st.	13.2% (19.0 ft)
5	1002 st.	10.1% (14.5 ft)

Upper thread 143.5 ft  
Bobbin 47.8 ft

File: bloom120.hus (Viking Husqvarna)

Design name: bloom120

Stitches: 9303

Size: 4.70 x 3.69 " (119.4 x 93.8 mm)

Begin: 2.35, 1.85 "


End: 2.55, 1.28 "

Start needle: 1

Colors: 5/5 , Stops: 4

This area is reserved for your logo. Place logo.bmp file (width: 289 , height: 98 pixels) in the same folder as embird.exe file.



This area is reserved for your address information. Place address.txt text file containing your address in the same folder as embird.exe file.



## Histogram

(2249) Stop 1  
(2430) Stop 2  
(7008) Stop 3  
(8302) Stop 4  
(9303) End

Stitches ratio diagram:





**Needle Thread consumption**

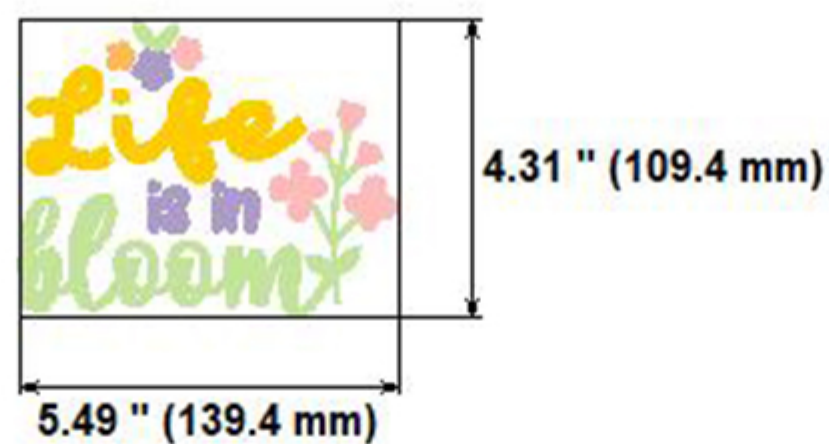
1	3618 st.	32.6%	(61.0 ft)
2	226 st.	1.6%	(3.1 ft)
3	5497 st.	42.7%	(80.0 ft)
4	1561 st.	13.1%	(24.5 ft)
5	1205 st.	10.0%	(18.8 ft)

Upper thread	187.3 ft
Bobbin	62.4 ft

**File: bloom140.hus (Viking Husqvarna)****Design name: bloom140****Stitches: 12107****Size: 5.49 x 4.31 " (139.4 x 109.4 mm)****Begin: 2.74, 2.15 "****End: 2.98, 1.49 "****Start needle: 1****Colors: 5/5 , Stops: 4**


This area is reserved for  
your logo. Place logo.bmp  
file (width: 289 , height: 98 pixels)  
in the same folder as  
embird.exe file.

This area is reserved for  
your address information.  
Place address.txt text file  
containing your address in the  
same folder as embird.exe  
file.

**Histogram**

(3619)	Stop 1
(3845)	Stop 2
(9342)	Stop 3
(10903)	Stop 4
(12107)	End

Stitches ratio diagram:





# Needle Thread consumption

1	4310 st.	32.7% (77.2 ft)
2	251 st.	1.6% (3.8 ft)
3	6585 st.	42.6% (100.6 ft)
4	1902 st.	13.2% (31.1 ft)
5	1414 st.	10.0% (23.6 ft)

Upper thread 236.4 ft  
Bobbin 78.8 ft

File: bloom160.hus (Viking Husqvarna)

Design name: bloom160

Stitches: 14462

Size: 6.28 x 4.93 " (159.4 x 125.2 mm)

Begin: 3.14, 2.46 "


End: 3.41, 1.70 "

Start needle: 1

Colors: 5/5 , Stops: 4

This area is reserved for  
your logo. Place logo.bmp  
file (width: 289 , height: 98 pixels)  
in the same folder as  
embird.exe file.


This area is reserved for  
your address information.  
Place address.txt text file  
containing your address in the  
same folder as embird.exe  
file.



## Histogram

(4311) Stop 1  
(4562) Stop 2  
(11147) Stop 3  
(13049) Stop 4  
(14462) End

Stitches ratio diagram:





Needle Thread consumption


1	5134 st.	33.1%	(96.0 ft)
2	289 st.	1.6%	(4.6 ft)
3	7537 st.	42.2%	(122.4 ft)
4	2245 st.	13.2%	(38.2 ft)
5	1647 st.	9.9%	(28.8 ft)

Upper thread	290.0 ft
Bobbin	96.7 ft

File: bloom180.hus (Viking Husqvarna)  
Design name: bloom180  
Stitches: 16852  
Size: 7.06 x 5.54 " (179.4 x 140.8 mm)  
Begin: 3.53, 2.77 "  
End: 3.84, 1.91 "  
Start needle: 1  
Colors: 5/5 , Stops: 4

This area is reserved for  
your logo. Place logo.bmp  
file (width: 289 , height: 98 pixels)  
in the same folder as  
embird.exe file.


This area is reserved for  
your address information.  
Place address.txt text file  
containing your address in the  
same folder as embird.exe  
file.



Histogram

(5135)	Stop 1
(5424)	Stop 2
(12961)	Stop 3
(15206)	Stop 4
(16852)	End

Stitches ratio diagram:





**Needle Thread consumption**


1	5836 st.	33.2%	(116.0 ft)
2	336 st.	1.6%	(5.6 ft)
3	8583 st.	41.9%	(146.4 ft)
4	2607 st.	13.3%	(46.4 ft)
5	1927 st.	9.9%	(34.7 ft)

Upper thread	349.0 ft
Bobbin	116.3 ft

**File: bloom200.hus (Viking Husqvarna)****Design name: bloom200****Stitches: 19289****Size: 7.85 x 6.17 " (199.3 x 156.6 mm)****Begin: 3.92, 3.08 "****End: 4.26, 2.13 "****Start needle: 1****Colors: 5/5 , Stops: 4**

This area is reserved for  
your logo. Place logo.bmp  
file (width: 289 , height: 98 pixels)  
in the same folder as  
embird.exe file.

This area is reserved for  
your address information.  
Place address.txt text file  
containing your address in the  
same folder as embird.exe  
file.

**Histogram**

(5837)	Stop 1
(6173)	Stop 2
(14756)	Stop 3
(17363)	Stop 4
(19289)	End

**Stitches ratio diagram:**