



Creative Fabrica

**Embroidery Design
Sewing Information**

www.creativefabrica.com/embroidery/

© Creative Fabrica

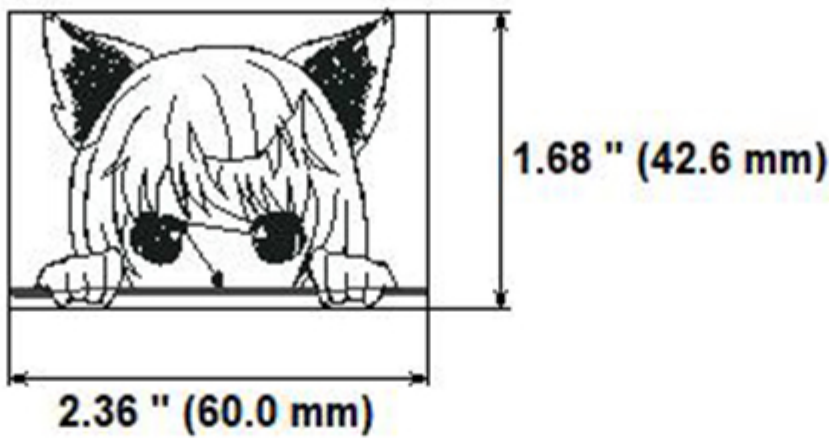
Needle Thread consumption

1	322 st.	11.6% (2.5 ft)
2	2205 st.	88.4% (18.8 ft)
Upper thread		21.3 ft
Bobbin		7.1 ft

File: anime60.hus (Viking Husqvarna)
Design name: anime60
Stitches: 2527
Size: 2.36 x 1.68 " (60.0 x 42.6 mm)
Begin: 1.18, 0.84 "
End: 1.93, 0.92 "
Start needle: 1
Colors: 2/2 , Stops: 1

This area is reserved for
your logo. Place logo.bmp
file (width: 289 , height: 98 pixels)
in the same folder as
embird.exe file.


This area is reserved for
your address information.
Place address.txt text file
containing your address in the
same folder as embird.exe
file.



Histogram

(323) Stop 1
(2527) End

Stitches ratio diagram:



Needle Thread consumption


1 ■ 531 st. 11.4% (4.8 ft)
2 ■ 3597 st. 88.6% (37.5 ft)

Upper thread 42.4 ft
Bobbin 14.1 ft

File: anime100.hus (Viking Husqvarna)**Design name: anime100****Stitches: 4128****Size: 3.90 x 2.76 " (99.0 x 70.2 mm)****Begin: 1.95, 1.38 "****End: 3.18, 1.52 "****Start needle: 1****Colors: 2/2 , Stops: 1**

This area is reserved for
your logo. Place logo.bmp
file (width: 289 , height: 98 pixels)
in the same folder as
embird.exe file.

This area is reserved for
your address information.
Place address.txt text file
containing your address in the
same folder as embird.exe
file.

**Histogram**

(532) Stop 1
(4128) End

Stitches ratio diagram:

Needle Thread consumption

1 ■ 660 st. 11.4% (6.3 ft)
2 ■ 4369 st. 88.6% (48.9 ft)

Upper thread 55.2 ft
Bobbin 18.4 ft

File: anime120.hus (Viking Husqvarna)**Design name: anime120****Stitches: 5029****Size: 4.69 x 3.31 " (119.0 x 84.2 mm)****Begin: 2.34, 1.66 "****End: 3.82, 1.81 "****Start needle: 1****Colors: 2/2 , Stops: 1**

This area is reserved for
your logo. Place logo.bmp
file (width: 289 , height: 98 pixels)
in the same folder as
embird.exe file.

This area is reserved for
your address information.
Place address.txt text file
containing your address in the
same folder as embird.exe
file.

**Histogram**

(661) Stop 1
(5029) End

Stitches ratio diagram:

Needle Thread consumption


1	769 st.	11.5% (8.1 ft)
2	5253 st.	88.5% (62.2 ft)

Upper thread	70.3 ft
Bobbin	23.4 ft

File: anime140.hus (Viking Husqvarna)**Design name: anime140****Stitches: 6022****Size: 5.47 x 3.87 " (139.0 x 98.4 mm)****Begin: 2.74, 1.94 "****End: 4.46, 2.12 "****Start needle: 1****Colors: 2/2 , Stops: 1**

This area is reserved for
your logo. Place logo.bmp
file (width: 289 , height: 98 pixels)
in the same folder as
embird.exe file.

This area is reserved for
your address information.
Place address.txt text file
containing your address in the
same folder as embird.exe
file.

**Histogram**

(770)	Stop 1
(6022)	End

Stitches ratio diagram:



Needle Thread consumption


1 ■ 870 st.	11.6% (10.0 ft)
2 ■ 6075 st.	88.4% (75.6 ft)

Upper thread	85.5 ft
Bobbin	28.5 ft

File: anime160.hus (Viking Husqvarna)**Design name: anime160****Stitches: 6945****Size: 6.26 x 4.43 " (159.0 x 112.6 mm)****Begin: 3.13, 2.22 "****End: 5.09, 2.48 "****Start needle: 1****Colors: 2/2 , Stops: 1**

This area is reserved for
your logo. Place logo.bmp
file (width: 289 , height: 98 pixels)
in the same folder as
embird.exe file.

This area is reserved for
your address information.
Place address.txt text file
containing your address in the
same folder as embird.exe
file.

**Histogram**

(871)	Stop 1
(6945)	End

Stitches ratio diagram:


Needle Thread consumption

1	1022 st.	11.7% (12.1 ft)
2	7007 st.	88.3% (91.0 ft)
Upper thread		103.2 ft
Bobbin		34.4 ft

File: anime180.hus (Viking Husqvarna)
Design name: anime180
Stitches: 8029
Size: 7.05 x 4.99 " (179.0 x 126.8 mm)
Begin: 3.52, 2.50 "
End: 5.75, 2.74 "
Start needle: 1
Colors: 2/2 , Stops: 1

This area is reserved for
your logo. Place logo.bmp
file (width: 289 , height: 98 pixels)
in the same folder as
embird.exe file.

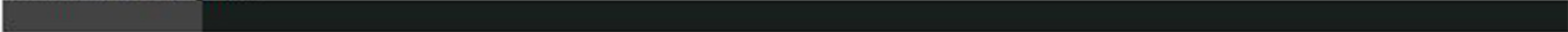
This area is reserved for
your address information.
Place address.txt text file
containing your address in the
same folder as embird.exe
file.



Histogram

(1023) Stop 1
(8029) End

Stitches ratio diagram:



Needle Thread consumption


1	1120 st.	11.8% (14.4 ft)
2	8041 st.	88.2% (107.8 ft)

Upper thread	122.2 ft
Bobbin	40.7 ft

File: anime200.hus (Viking Husqvarna)**Design name: anime200****Stitches: 9161****Size: 7.83 x 5.55 " (199.0 x 141.0 mm)****Begin: 3.92, 2.78 "****End: 6.39, 3.04 "****Start needle: 1****Colors: 2/2 , Stops: 1**

This area is reserved for
your logo. Place logo.bmp
file (width: 289 , height: 98 pixels)
in the same folder as
embird.exe file.

This area is reserved for
your address information.
Place address.txt text file
containing your address in the
same folder as embird.exe
file.

**Histogram**

(1121)	Stop 1
(9161)	End

Stitches ratio diagram: