




# **Creative Fabrica**

**Embroidery Design  
Sewing Information**

**[www.creativefabrica.com/embroidery/](http://www.creativefabrica.com/embroidery/)**


© Creative Fabrica



**Design: B knife 3.9.EMB**  
Height: 3.90 in  
Width: 1.26 in  
Stitches: 4,983  
Colors: 4  
Color changes: 3  
Trims: 9  
Machine format: Janome  
Hoop: Regular (100 x 100)  
Fabric type: Pure Cotton  
Required stabilizer: Topping:  
Backing: Tear Away x 2  
Total bobbin: 27.22ft

Color Sequence:

#	Color	Element	Code	Name	Chart
1.	17		0128	Navajo	Isacord 40
2.	9		0142	Sterling	Hatch Default
3.	16		0134	Smoky	Isacord 40
4.	11		0020	Black	Hatch Default

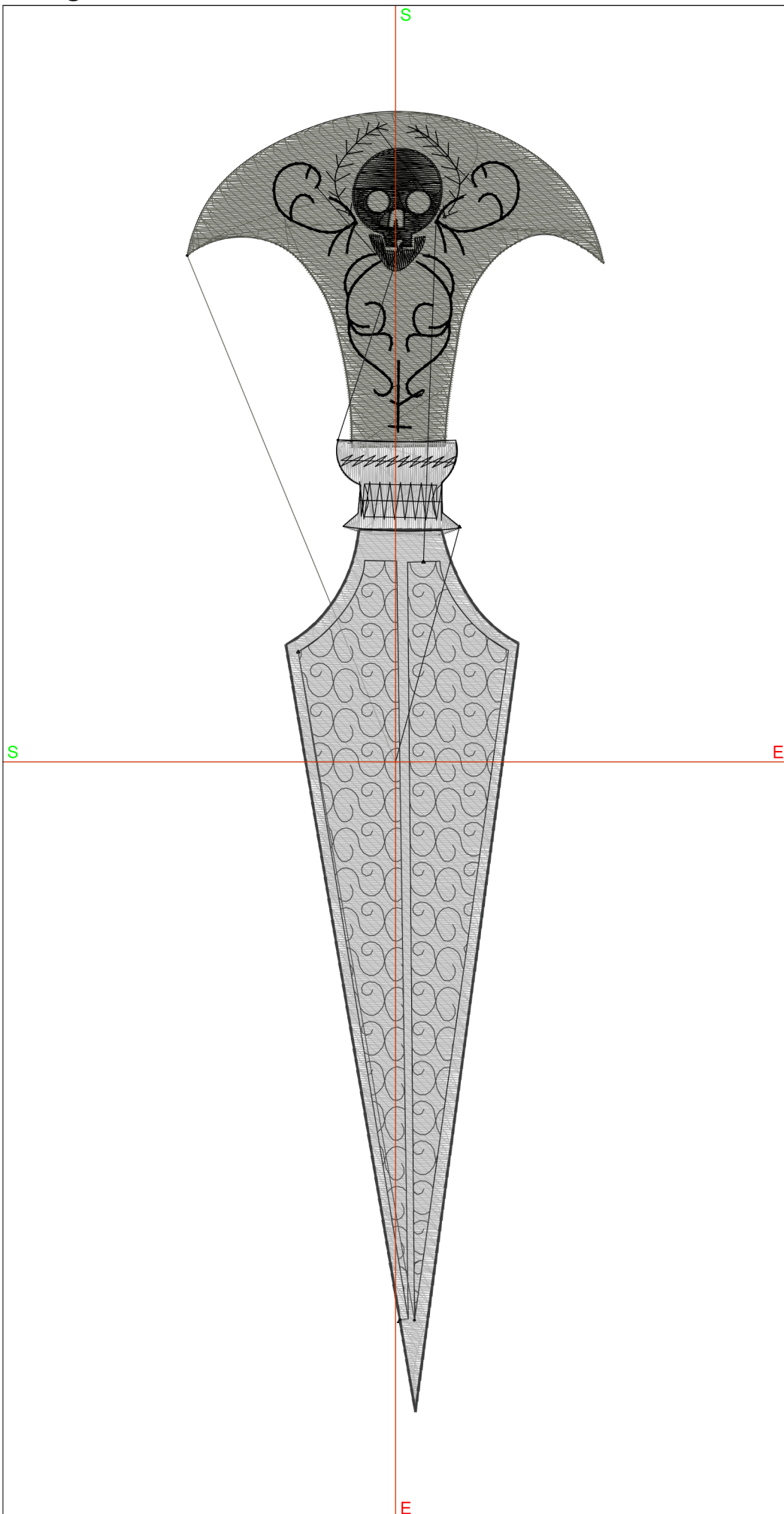


Design: B knife 6.9.EMB

Height: 6.89 in  
Width: 2.22 in  
Stitches: 11,091  
Colors: 4  
Color changes: 3  
Trims: 11  
Machine format: Janome  
Hoop: Regular (100 x 100)  
Fabric type: Pure Cotton  
Required stabilizer: Topping:  
Backing: Tear Away x 2  
Total bobbin: 73.58ft

Color Sequence:

#	Color	Element	Code	Name	Chart
1.	17		0128	Navajo	Isacord 40
2.	9		0142	Sterling	Hatch Default
3.	16		0134	Smoky	Isacord 40
4.	11		0020	Black	Hatch Default



**Design:**B knife 9.EMB  
Height: 9.00 in  
Width: 2.89 in  
Stitches: 16,593  
Colors: 4  
Color changes: 3  
Trims: 11  
Machine format: Janome  
Hoop: Extra Large (160 x 260)  
Fabric type: Pure Cotton  
Required stabilizer: Topping:  
Backing: Tear Away x 2  
Total bobbin: 117.50ft

Color Sequence:

#	Color	Element	Code	Name	Chart
1.	17		0128	Navajo	Isacord 40
2.	9		0142	Sterling	Hatch Default
3.	16		0134	Smoky	Isacord 40
4.	11		0020	Black	Hatch Default



A GUIDE TO DIGITAL EMBROIDERY

# WORKBOOK

OFFERED BY



# You just bought an embroidery design.



*What's next?*

1. Check the fabric type on the print you have received. They are usually set for pure cotton.

If you're not using pure cotton, please give us a message, and we'll send you the correct format, free of charge.

Choose between: Aida, Chiffon, Corduroy- Velvet, Crepe, Denim, Emblem, Fleecy, Generic, Hand knits, Jersey, Leather-Suede, Linen, Lycra, Mesh, Microfiber, Nylon, Pique, Poly Cotton, Polyester, Rayon, Silk Stretch Knit, Stretch terry knowing, Terry knowing, Thai silk, Wool.

OFFERED BY



## 2. Check the required stabilizer.

Please use the type and amount of stabilizer indicated, as it will keep puckering or stretching from occurring and ensure the success of your embroidery project.



## 3. How to find the correct file for your needs.

After you unzip the files received, you will find different folders sorted by size (in inches). In the folders are extensions used for different machine types. Copy the extension your machine uses to a USB stick.

OFFERED BY



If you don't know the extension used by your machine check this list:



Janome/Elna/Kenmore (\*.JEF)

Janome/Elna (\*.JPX)

Elna (\*.EMD)

Bernina USB Stick (\*.EXP)

Brother/Babylock/Deco (\*.PES)

Brother/Babylock/Deco (\*.PEC)

Husqvarna/ Viking/ Pfaff (\*.VP3)

Husqvarna/ Viking/ Pfaff (\*.VIP)

Husqvarna/ Viking/ Pfaff (\*.SHV)

Husqvarna/ Viking/ Pfaff (\*.HUS)

Pfaff (\*.PCS)

Pfaff (\*.PCD)

Pfaff (\*.PCQ)

Pfaff (\*.PCM)

Singer (\*.XXX)

Singer/Poem/ Huskygram (\*.CSD)

Melco (\*.EXP)

Tajima (\*.DST)

If you're still unsure, check out this link:

<https://www.embroidery.com/machine-embroidery-formats>

OFFERED BY

