



Creative Fabrica

**Embroidery Design
Sewing Information**

www.creativefabrica.com/embroidery/

© Creative Fabrica

Needle Thread consumption

1	3031 st.	75.8%	(44.3 ft)
2	830 st.	17.9%	(10.4 ft)
3	344 st.	6.3%	(3.7 ft)

Upper thread 58.4 ft
Bobbin 19.5 ft

File: cherry60.hus (Viking Husqvarna)

Design name: cherry60

Stitches: 4205

Size: 1.76 x 2.39 " (44.6 x 60.6 mm)

Begin: 0.88, 1.19 "

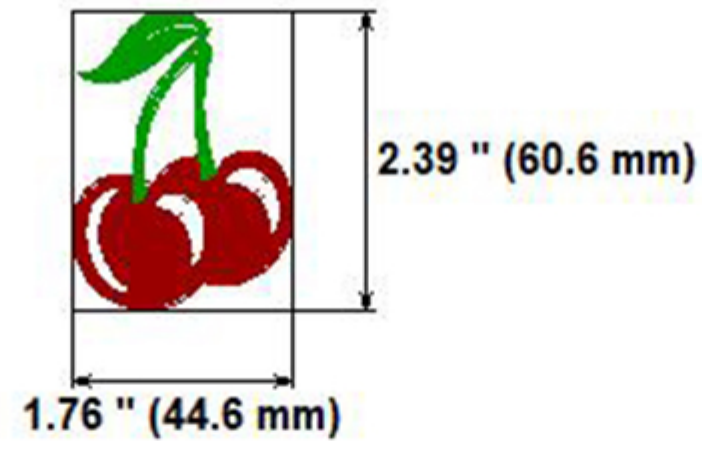
End: 1.24, 1.03 "

Start needle: 1

Colors: 3/3 , Stops: 2

This area is reserved for your logo. Place logo.bmp file (width: 289 , height: 98 pixels) in the same folder as embird.exe file.

This area is reserved for your address information. Place address.txt text file containing your address in the same folder as embird.exe file.



Histogram

(3032) Stop 1
(3862) Stop 2
(4205) End

Stitches ratio diagram:



Needle Thread consumption

1	3782 st.	76.2%	(58.5 ft)
2	979 st.	17.7%	(13.6 ft)
3	395 st.	6.2%	(4.8 ft)

Upper thread 76.8 ft
Bobbin 25.6 ft

File: cherry70.hus (Viking Husqvarna)

Design name: cherry70

Stitches: 5156

Size: 2.04 x 2.78 " (51.8 x 70.6 mm)

Begin: 1.02, 1.39 "

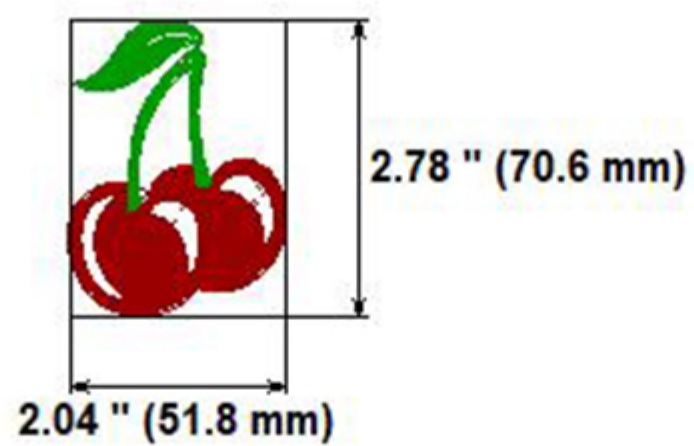
End: 1.44, 1.19 "

Start needle: 1

Colors: 3/3 , Stops: 2

This area is reserved for your logo. Place logo.bmp file (width: 289 , height: 98 pixels) in the same folder as embird.exe file.

This area is reserved for your address information. Place address.txt text file containing your address in the same folder as embird.exe file.



Histogram

(3783) Stop 1
(4762) Stop 2
(5156) End

Stitches ratio diagram:



Needle Thread consumption

1	4582 st.	76.4% (74.2 ft)
2	1133 st.	17.4% (16.9 ft)
3	442 st.	6.2% (6.0 ft)

Upper thread 97.1 ft
Bobbin 32.4 ft

File: cherry80.hus (Viking Husqvarna)

Design name: cherry80

Stitches: 6157

Size: 2.33 x 3.17 " (59.2 x 80.6 mm)

Begin: 1.17, 1.59 "

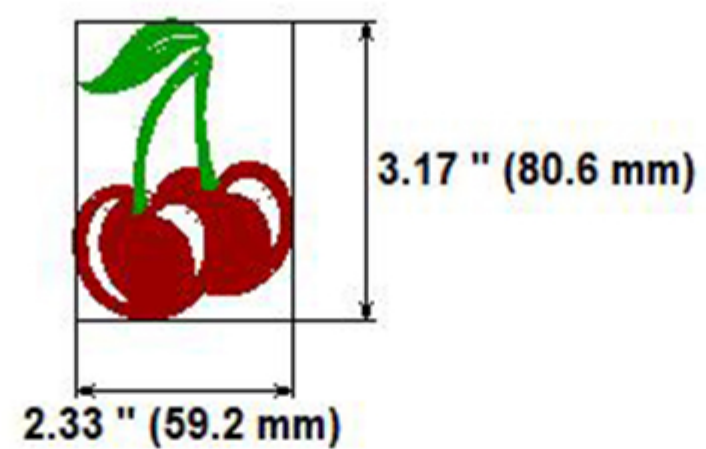
End: 1.65, 1.36 "

Start needle: 1

Colors: 3/3 , Stops: 2

This area is reserved for your logo. Place logo.bmp file (width: 289 , height: 98 pixels) in the same folder as embird.exe file.


This area is reserved for your address information. Place address.txt text file containing your address in the same folder as embird.exe file.



Histogram

(4583) Stop 1
(5716) Stop 2
(6157) End

Stitches ratio diagram:



Needle Thread consumption

1	5493 st.	76.7%	(92.0 ft)
2	1315 st.	17.2%	(20.7 ft)
3	491 st.	6.1%	(7.3 ft)

Upper thread 120.0 ft
Bobbin 40.0 ft

File: cherry90.hus (Viking Husqvarna)

Design name: cherry90

Stitches: 7299

Size: 2.61 x 3.57 " (66.4 x 90.6 mm)

Begin: 1.31, 1.78 "

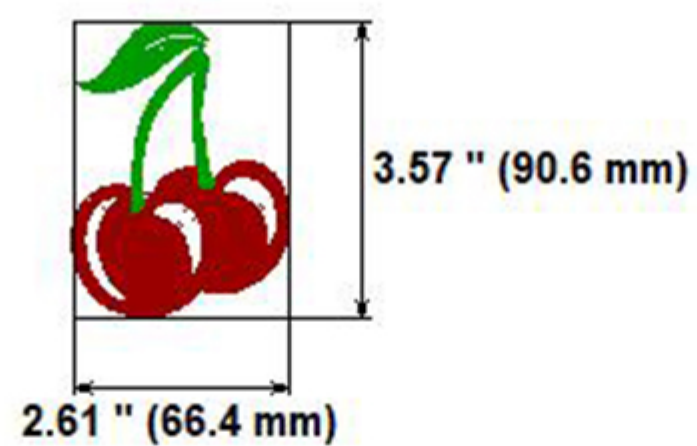
End: 1.85, 1.53 "

Start needle: 1

Colors: 3/3 , Stops: 2

This area is reserved for your logo. Place logo.bmp file (width: 289 , height: 98 pixels) in the same folder as embird.exe file.


This area is reserved for your address information. Place address.txt text file containing your address in the same folder as embird.exe file.



Histogram

(5494) Stop 1
(6809) Stop 2
(7299) End

Stitches ratio diagram:



Needle Thread consumption

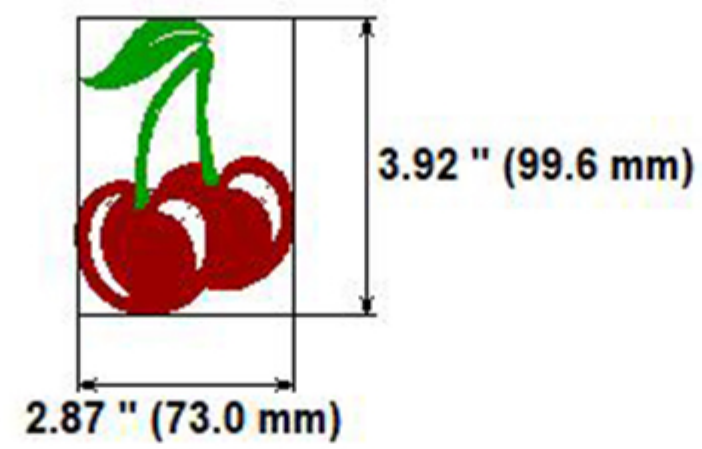
1	6383 st.	76.8%	(109.6 ft)
2	1482 st.	17.1%	(24.4 ft)
3	539 st.	6.1%	(8.7 ft)

Upper thread 142.8 ft
Bobbin 47.6 ft


File: cherry100.hus (Viking Husqvarna)**Design name: cherry10****Stitches: 8404****Size: 2.87 x 3.92 " (73.0 x 99.6 mm)****Begin: 1.44, 1.96 "****End: 2.04, 1.69 "****Start needle: 1****Colors: 3/3 , Stops: 2**

This area is reserved for your logo. Place logo.bmp file (width: 289 , height: 98 pixels) in the same folder as embird.exe file.

This area is reserved for your address information. Place address.txt text file containing your address in the same folder as embird.exe file.

**Histogram**

(6384) Stop 1
(7866) Stop 2
(8404) End

Stitches ratio diagram:

Needle Thread consumption

1	8512 st.	77.3%	(153.8 ft)
2	1822 st.	16.6%	(33.1 ft)
3	732 st.	6.1%	(12.1 ft)

Upper thread 199.0 ft
Bobbin 66.3 ft

File: cherry120.hus (Viking Husqvarna)

Design name: cherry12

Stitches: 11066

Size: 3.44 x 4.71 " (87.4 x 119.6 mm)

Begin: 1.72, 2.35 "

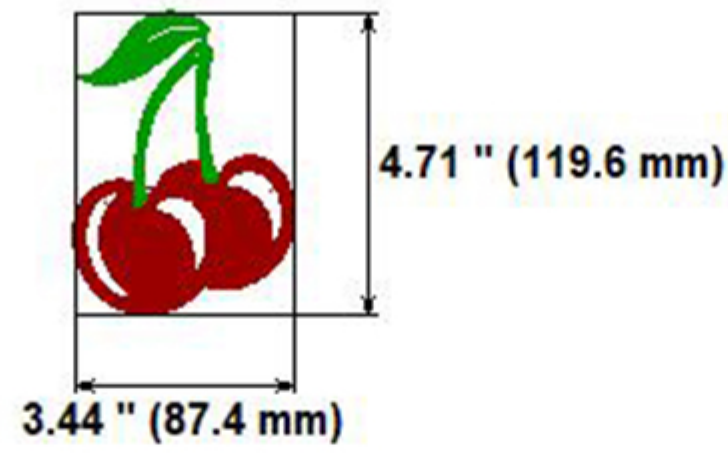
End: 2.44, 2.02 "

Start needle: 1

Colors: 3/3 , Stops: 2

This area is reserved for your logo. Place logo.bmp file (width: 289 , height: 98 pixels) in the same folder as embird.exe file.


This area is reserved for your address information. Place address.txt text file containing your address in the same folder as embird.exe file.



Histogram

(8513) Stop 1
(10335) Stop 2
(11066) End

Stitches ratio diagram:



Needle Thread consumption

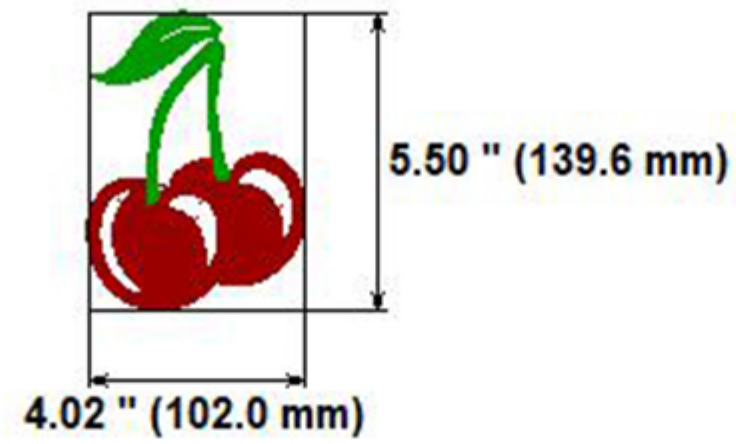
1	10984 st.	77.2%	(205.9 ft)
2	2307 st.	16.7%	(44.5 ft)
3	904 st.	6.1%	(16.1 ft)

Upper thread 266.6 ft
Bobbin 88.9 ft


File: cherry140.hus (Viking Husqvarna)**Design name: cherry14****Stitches: 14195****Size: 4.02 x 5.50 " (102.0 x 139.6 mm)****Begin: 2.01, 2.75 "****End: 2.85, 2.36 "****Start needle: 1****Colors: 3/3 , Stops: 2**

This area is reserved for your logo. Place logo.bmp file (width: 289 , height: 98 pixels) in the same folder as embird.exe file.

This area is reserved for your address information. Place address.txt text file containing your address in the same folder as embird.exe file.

**Histogram**

(10985) Stop 1
(13292) Stop 2
(14195) End

Stitches ratio diagram:

Needle Thread consumption

1	13738 st.	77.5%	(264.7 ft)
2	2837 st.	16.4%	(56.0 ft)
3	1067 st.	6.1%	(20.7 ft)

Upper thread 341.5 ft
Bobbin 113.8 ft

File: cherry160.hus (Viking Husqvarna)

Design name: cherry16

Stitches: 17642

Size: 4.59 x 6.28 " (116.6 x 159.6 mm)

Begin: 2.30, 3.14 "

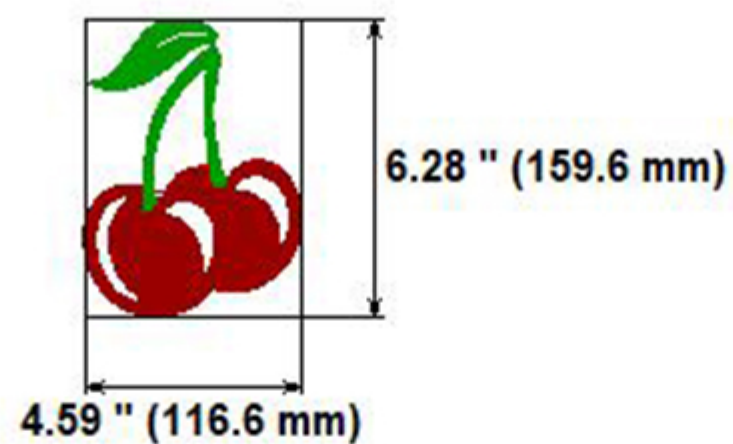
End: 3.26, 2.70 "

Start needle: 1

Colors: 3/3 , Stops: 2

This area is reserved for your logo. Place logo.bmp file (width: 289 , height: 98 pixels) in the same folder as embird.exe file.


This area is reserved for your address information. Place address.txt text file containing your address in the same folder as embird.exe file.



Histogram

(13739) Stop 1
(16576) Stop 2
(17642) End

Stitches ratio diagram:



Needle Thread consumption

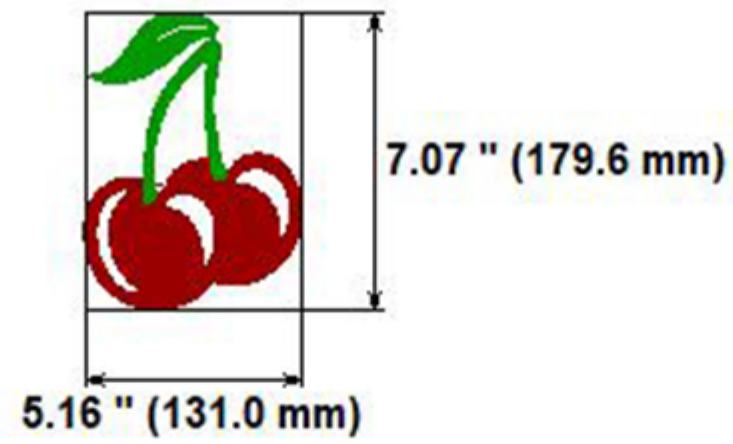
1	16855 st.	77.8%	(331.8 ft)
2	3398 st.	16.1%	(68.7 ft)
3	1259 st.	6.1%	(25.9 ft)

Upper thread 426.4 ft
Bobbin 142.1 ft

File: cherry180.hus (Viking Husqvarna)**Design name: cherry18****Stitches: 21512****Size: 5.16 x 7.07 " (131.0 x 179.6 mm)****Begin: 2.58, 3.54 "****End: 3.66, 3.04 "****Start needle: 1****Colors: 3/3 , Stops: 2**


This area is reserved for your logo. Place logo.bmp file (width: 289 , height: 98 pixels) in the same folder as embird.exe file.

This area is reserved for your address information. Place address.txt text file containing your address in the same folder as embird.exe file.

**Histogram**

(16856) Stop 1
(20254) Stop 2
(21512) End

Stitches ratio diagram:



Needle Thread consumption

1	20524 st.	77.9%	(405.8 ft)
2	4146 st.	16.0%	(83.4 ft)
3	1540 st.	6.1%	(31.5 ft)

Upper thread 520.7 ft
Bobbin 173.6 ft

File: cherry200.hus (Viking Husqvarna)

Design name: cherry20

Stitches: 26210

Size: 5.73 x 7.86 " (145.6 x 199.6 mm)

Begin: 2.87, 3.93 "

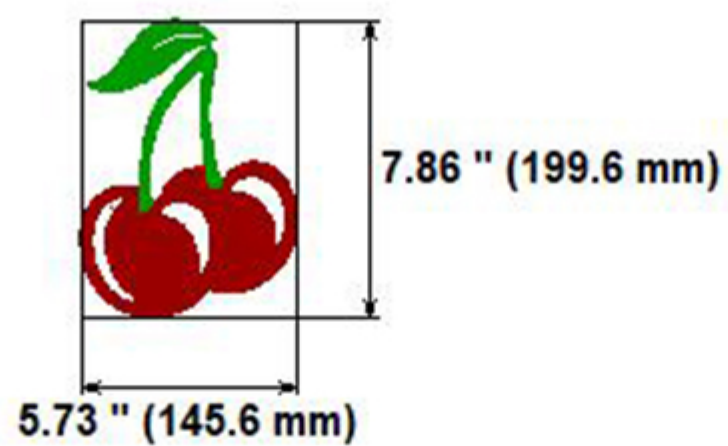
End: 4.07, 3.37 "

Start needle: 1

Colors: 3/3 , Stops: 2

This area is reserved for your logo. Place logo.bmp file (width: 289 , height: 98 pixels) in the same folder as embird.exe file.


This area is reserved for your address information. Place address.txt text file containing your address in the same folder as embird.exe file.



Histogram

(20525) Stop 1
(24671) Stop 2
(26210) End

Stitches ratio diagram:



Needle Thread consumption

1	24557 st.	78.0%	(488.2 ft)
2	4870 st.	15.9%	(99.5 ft)
3	1781 st.	6.0%	(37.8 ft)

Upper thread 625.5 ft
Bobbin 208.5 ft

File: cherry220.hus (Viking Husqvarna)

Design name: cherry22

Stitches: 31208

Size: 6.31 x 8.65 " (160.2 x 219.6 mm)

Begin: 3.15, 4.32 "

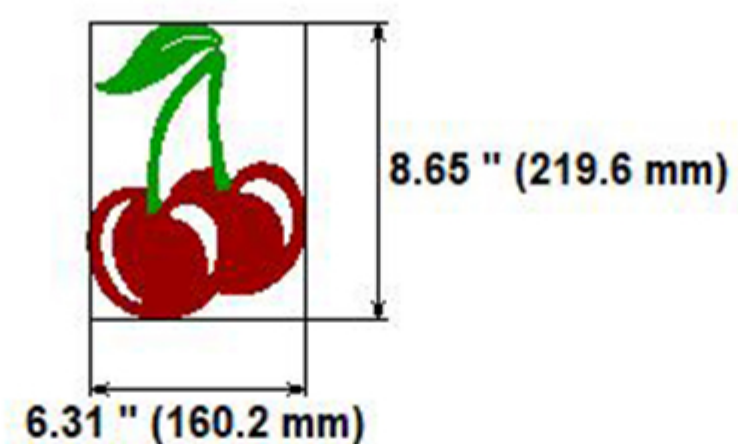
End: 4.48, 3.71 "

Start needle: 1

Colors: 3/3 , Stops: 2

This area is reserved for your logo. Place logo.bmp file (width: 289 , height: 98 pixels) in the same folder as embird.exe file.


This area is reserved for your address information. Place address.txt text file containing your address in the same folder as embird.exe file.



Histogram

(24558) Stop 1
(29428) Stop 2
(31208) End

Stitches ratio diagram:



Needle Thread consumption

1	28893 st.	78.1%	(577.7 ft)
2	5650 st.	15.8%	(117.0 ft)
3	2005 st.	6.0%	(44.6 ft)

Upper thread 739.3 ft
Bobbin 246.4 ft

File: cherry240.hus (Viking Husqvarna)

Design name: cherry24

Stitches: 36548

Size: 6.87 x 9.43 " (174.6 x 239.6 mm)

Begin: 3.44, 4.72 "

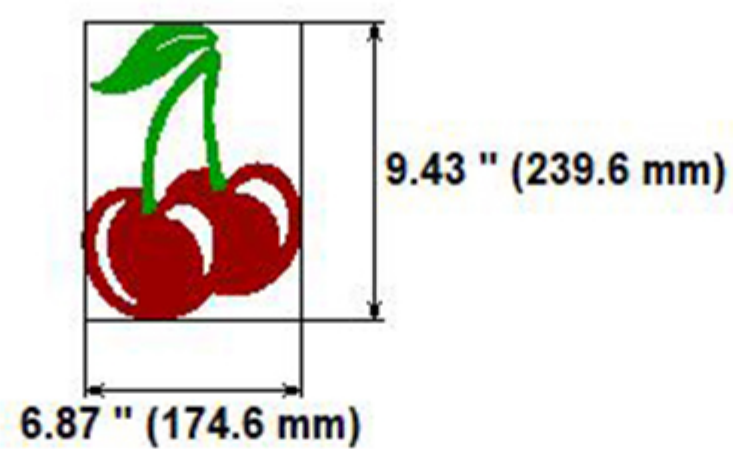
End: 4.88, 4.05 "

Start needle: 1

Colors: 3/3 , Stops: 2

This area is reserved for your logo. Place logo.bmp file (width: 289 , height: 98 pixels) in the same folder as embird.exe file.


This area is reserved for your address information. Place address.txt text file containing your address in the same folder as embird.exe file.



Histogram

(28894) Stop 1
(34544) Stop 2
(36548) End

Stitches ratio diagram:



Needle Thread consumption

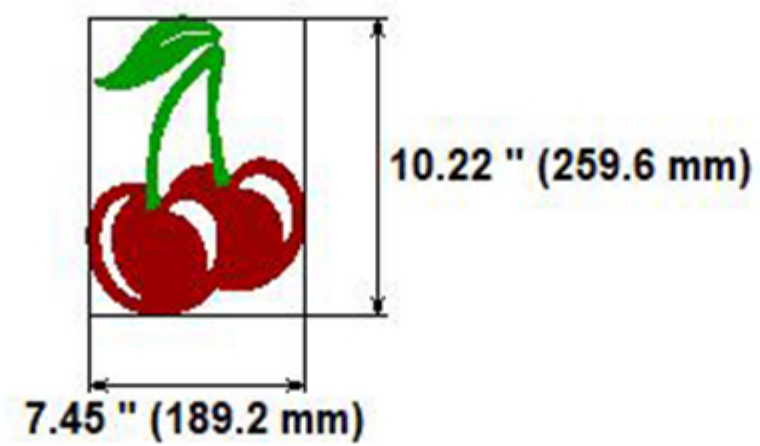
1	33925 st.	78.2%	(674.1 ft)
2	6501 st.	15.8%	(135.8 ft)
3	2371 st.	6.0%	(52.0 ft)

Upper thread	861.8 ft
Bobbin	287.3 ft

File: cherry260.hus (Viking Husqvarna)**Design name: cherry26****Stitches: 42797****Size: 7.45 x 10.22 " (189.2 x 259.6 mm)****Begin: 3.72, 5.11 "****End: 5.29, 4.39 "****Start needle: 1****Colors: 3/3 , Stops: 2**


This area is reserved for your logo. Place logo.bmp file (width: 289 , height: 98 pixels) in the same folder as embird.exe file.

This area is reserved for your address information. Place address.txt text file containing your address in the same folder as embird.exe file.

**Histogram**

(33926)	Stop 1
(40427)	Stop 2
(42797)	End

Stitches ratio diagram:



Needle Thread consumption

1	37911 st.	78.3%	(751.0 ft)
2	7121 st.	15.7%	(150.7 ft)
3	2639 st.	6.0%	(57.8 ft)

Upper thread 959.6 ft
 Bobbin 319.9 ft

File: cherry280.hus (Viking Husqvarna)

Design name: cherry28

Stitches: 47671

Size: 7.87 x 10.81 " (200.0 x 274.6 mm)

Begin: 3.94, 5.41 "

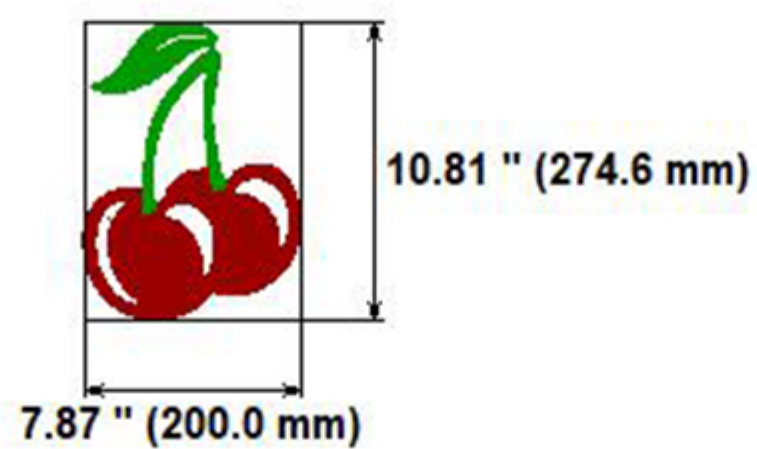
End: 5.59, 4.64 "

Start needle: 1

Colors: 3/3 , Stops: 2

This area is reserved for your logo. Place logo.bmp file (width: 289 , height: 98 pixels) in the same folder as embird.exe file.

This area is reserved for your address information. Place address.txt text file containing your address in the same folder as embird.exe file.



Histogram

(37912) Stop 1
 (45033) Stop 2
 (47671) End

Stitches ratio diagram:

