

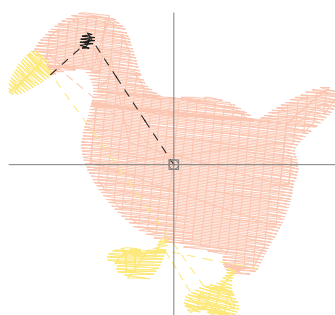


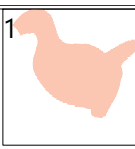
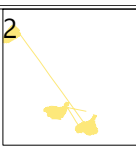
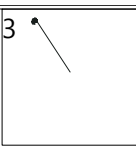
Creative Fabrica

**Embroidery Design
Sewing Information**

www.creativefabrica.com/embroidery/

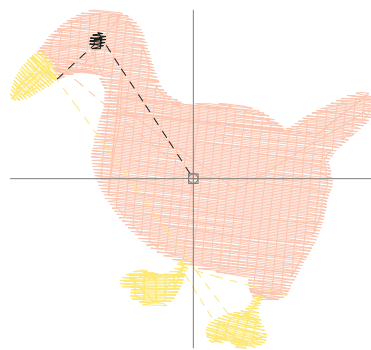
© Creative Fabrica



	<p>Needle 15 Flesh 1017 Madeira Classic Ray... 8.07 m 1390 stc. (1394)</p>		<p>Needle 9 Lemon 1135 Madeira Classic Ray... 1.23 m 286 stc. (1680)</p>		<p>Needle 12 Jet Black 1000 Madeira Classic Ray... 0.09 m 18 stc. (1698)</p>
---	--	---	--	---	--

Colors used: **9**  **12**  **15** 
 1.23 m 0.09 m 8.07 m

Origin x (mm): -21 +21 Origin y (mm): +20 -20
 Start/End distance: 0.0 mm Trims: 3
 Thread usage: 9.39m Bobbin usage: 3.13m

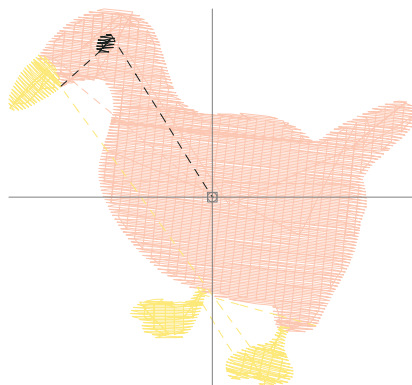


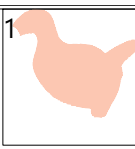
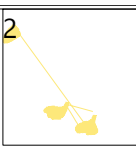
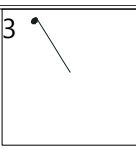
	<p>Needle 15 Flesh 1017 Madeira Classic Ray... 9.65 m 1625 stc. (1629)</p>		<p>Needle 9 Lemon 1135 Madeira Classic Ray... 1.54 m 358 stc. (1987)</p>		<p>Needle 12 Jet Black 1000 Madeira Classic Ray... 0.11 m 23 stc. (2010)</p>
--	--	--	--	--	--




Colors used: 9 12 15
1.55 m 0.11 m 9.66 m

Origin x (mm): -24 +24 Origin y (mm): +22 -22
Start/End distance: 0.0 mm Trims: 3
Thread usage: 11.31m Bobbin usage: 3.77m





	<p>Needle 15 Flesh 1017 Madeira Classic Ray... 12.13 m 2033 stc. (2038)</p>		<p>Needle 9 Lemon 1135 Madeira Classic Ray... 1.77 m 398 stc. (2436)</p>		<p>Needle 12 Jet Black 1000 Madeira Classic Ray... 0.13 m 29 stc. (2465)</p>
---	---	---	--	---	--

Colors used: 9  12  15 
1.77 m 0.13 m 12.13 m

Origin x (mm): -26 +27 Origin y (mm): +24 -24
Start/End distance: 0.0 mm Trims: 3
Thread usage: 14.04m Bobbin usage: 4.68m