



Creative Fabrica

**Embroidery Design
Sewing Information**

www.creativefabrica.com/embroidery/

© Creative Fabrica

Needle Thread consumption

1	1240 st.	37.2% (7.5 m)
2	864 st.	15.0% (3.0 m)
3	888 st.	18.7% (3.8 m)
4	1149 st.	29.1% (5.9 m)

Upper thread 20.2 m
Bobbin 6.7 m

File: 3348 small.DST (Tajima)

Design name: 3348 sma

Stitches: 4141

Size: 44.2 x 122.0 mm (1.74 x 4.80 ")

Begin: 22.1, 61.0 mm

End: 22.1, 61.0 mm

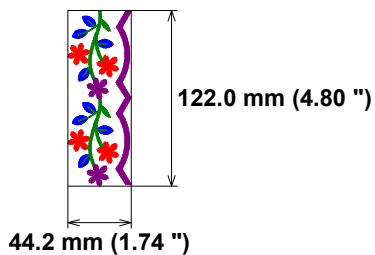
Start needle: 1

Colors: 4/4 , Stops: 3

Date: 10-05-2022

This area is reserved for your logo. Place logo.bmp file (width: 1442 , height: 474 pixels) in the same folder as embird.exe file.


This area is reserved for your address information. Place address.txt text file containing your address in the same folder as embird.exe file.



Histogram

- (1241) Stop 1
- (2105) Stop 2
- (2993) Stop 3
- (4141) End

Stitches ratio diagram:



Needle Thread consumption

1	2479 st.	37.2% (15.0 m)
2	1737 st.	15.0% (6.1 m)
3	1777 st.	18.8% (7.6 m)
4	2290 st.	29.0% (11.7 m)

Upper thread 40.4 m
 Bobbin 13.5 m

File: 3348.DST (Tajima)

Design name: 3348

Stitches: 8283

Size: 44.2 x 242.2 mm (1.74 x 9.54 ")

Begin: 22.1, 121.1 mm

End: 22.1, 121.1 mm

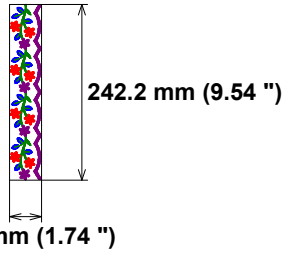
Start needle: 1

Colors: 4/4 , Stops: 3

Date: 10-05-2022

This area is reserved for your logo. Place logo.bmp file (width: 1442 , height: 474 pixels) in the same folder as embird.exe file.

This area is reserved for your address information. Place address.txt text file containing your address in the same folder as embird.exe file.



Histogram

- (2480) Stop 1
- (4217) Stop 2
- (5994) Stop 3
- (8283) End

Stitches ratio diagram:

