



Creative Fabrica

**Embroidery Design
Sewing Information**

www.creativefabrica.com/embroidery/

© Creative Fabrica

Approval Sheet


Wilcom EmbroideryStudio Digital Edition – Designing

APPLIQUE CIRCLE 8INCH JLD110231354.EMB

Design: D:\Work\Embroidery\Working\Embroidery\Basics\Applique
Circles\Applique Circle 8inch JLD110231354.EMB

Title:

Height: 199.7 mm
Width: 199.6 mm
Colors: 3
Colorway: Colorway
Zoom: 0.98



Product type:
Product:
Total qty:
Product colors:
Position:

Terms and Conditions:

Approved By:

Date:

Authors:

Design last saved : 1/10/2023 2:07:47 PM

Date printed: 1/10/2023 2:50:35 PM

Page 1 of

YOU WILL NEED

Scissors - Preferably ones made for applique
base / background fabric if it is not a freestanding patch
water soluble stabilizer
seam ripper

Not really needed but do help
basting spray adhesive
applique webbing & iron



SOME GENERAL GUIDANCE

Dont rush

If you like you can use spray starch on the fabric

Spray your fabric with adhesive and use webbing

Try not to pull the fabric too much when cutting

Make sure your hooping is on point

If the design is pulling, slow your machine down

Press your fabric before starting



prior to starting, attach your applique webbing

STEPS

Step One - Hoop Up

hoop up just your stabilizer
use basting spray between the layers if desired - I do
it helps to make sure that they're non-parallel

Step Two - Placement Line

Run colour one directly onto the stabilizer in the border colour

Step Three - Tackdown Stitches

Spray the back of your background fabric with adhesive
Lay it down so it **COVERS** the placement line
Run colour two in the border colour

Step Four - Cut

DO NOT UNHOOP ANYTHING

Remove the hoop from the machine
Cut the excess fabric as close to the stitches as you can
taking care not to cut the stitches

Step Five - Blanket Stitch


Run colour three - using your border colour
This will secure the fabric edges
There may also be a centre run

Step Siz - Stitch The Design

Now it's time to let the machine do its thing
Stitch out the Design

Step Seven - Borders

The last colour is your border
It is last for a reason



If your applique design has holes, you will need to cut them out.
It is the same process as above, but the blanket stitch is inverted
and you will need to use a seam ripper to open it up and cut



If you have stitched this design onto water soluble mesh not a
backing fabric, follow manufacturers instructions on how to remove

Production Worksheet


Wilcom EmbroideryStudio Digital Edition – Designing

APPLIQUE CIRCLE 8INCH JLD110231354.EMB

Design: D:\Work\Embroidery\Working\Embroidery\Basics\Applique
Circles\Applique Circle 8inch JLD110231354.EMB

Title:

Stitches: 5,845
Height: 199.7 mm
Width: 199.6 mm
Colors: 3
Colorway: Colorway 1
Zoom: 1:1



Production Worksheet

Wilcom EmbroideryStudio Digital Edition – Designing

APPLIQUE CIRCLE 8INCH JLD110231354.EMB

Design: D:\Work\Embroidery\Working\Embroidery\Basics\Applique
Circles\Applique Circle 8inch JLD110231354.EMB

Title:

Stitches: 5,845
Height: 199.7 mm
Width: 199.6 mm
Colors: 3
Colorway: Colorway 1
Zoom: 1:1

Fabric: Quilters Cotton
Applique Fabric: Stretch Woven Cotton
Stabilizer: Tear Away
Needle: groz beckert dbxk5 rg 75/11
Stitch Speed: 600spm
Machine format: Tajima TBF
Color changes: 3
Stops: 4
Trims: 4
Appliqués: 1
Left: 99.8 mm
Right: 99.8 mm
Up: 99.8 mm
Down: 99.8 mm
EndX: 0.0 mm
EndY: 0.0 mm
Area: 39855.7 mm²
Max stitch: 11.5 mm
Min stitch: 0.4 mm
Max jump: 12.4 mm
Total thread: 50.65m
Total bobbin: 22.85m

Stop Sequence:

#	N#	Color	St.	Code	Name	Chart
1.	15		260	15	Pink	Default
2.	1		254	1	Dark Green	Default
3.	13		447	13	Purple	Default
4.	1		4,883	1	Dark Green	Default

Color Film


Wilcom EmbroideryStudio Digital Edition – Designing

APPLIQUE CIRCLE 8INCH JLD110231354.EMB


Design: D:\Work\Embroidery\Working\Embroidery\Basics\Applique
Circles\Applique Circle 8inch JLD110231354.EMB

Title:

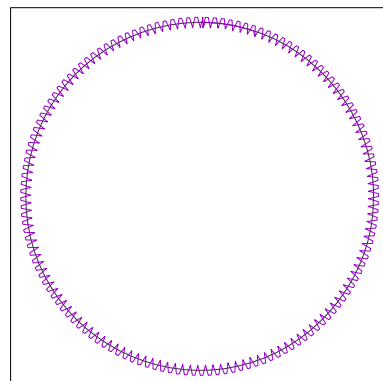
Stitches: 5,845
Height: 199.7 mm
Width: 199.6 mm
Colors: 3
Colorway: Colorway 1
Zoom: 0.24




Color: 15
Stop: 1
Element: Placement
Code: 15
Name: Pink
Chart: Default
Stitches: 260
Thread used: 1.37m



Color: 1
Stop: 2
Element: Tackdown
Code: 1
Name: Dark Green
Chart: Default
Stitches: 254
Thread used: 1.34m



Color: 13
Stop: 3
Element: Zig Zag
Code: 13
Name: Purple
Chart: Default
Stitches: 447
Thread used: 3.43m



Color: 1
Stop: 4
Element: Cover
Code: 1
Name: Dark Green
Chart: Default
Stitches: 4,883
Thread used: 44.11m

Production Summary

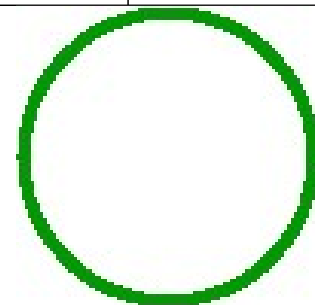
Wilcom EmbroideryStudio Digital Edition – Designing

APPLIQUE CIRCLE 8INCH JLD110231354.EMB

Design: D:\Work\Embroidery\Working\Embroidery\Basics\Applique
Circles\Applique Circle 8inch JLD110231354.EMB

Title:

Stitches: 5,845
Height: 199.7 mm
Width: 199.6 mm
Colors: 3




Machine format: Tajima TBF
Color changes: 3
Stops: 4
Trims: 4
Hoop: No hoop selected
Max stitch: 11.5 mm
Min stitch: 0.4 mm
Max jump: 12.4 mm

Left: 99.8 mm
Right: 99.8 mm
Up: 99.8 mm
Down: 99.8 mm
EndX: 0.0 mm
EndY: 0.0 mm
Area: 39855.7 mm²
Total thread: 50.65m
Total bobbin: 22.85m

Colorway
Background

Colorway 1



Product
Stop Color Stitches

Blanks\Blank

1	15	260
2	1	254
3	13	447
4	1	4,883

15	Pink	Default
1	Dark Green	Default
13	Purple	Default
1	Dark Green	Default

Approval Sheet

Wilcom EmbroideryStudio Digital Edition – Designing

APPLIQUE CIRCLE 7INCH JLD110231354.EMB

Design: D:\Work\Embroidery\Working\Embroidery\Basics\Applique
Circles\Applique Circle 7inch JLD110231354.EMB

Title:

Height: 174.6 mm
Width: 174.5 mm
Colors: 3
Colorway: Colorway 1
Zoom: 1:1



Production Worksheet



Wilcom EmbroideryStudio Digital Edition – Designing

APPLIQUE CIRCLE 7INCH JLD110231354.EMB

Design: D:\Work\Embroidery\Working\Embroidery\Basics\Applique
Circles\Applique Circle 7inch JLD110231354.EMB

Title:

Stitches: 5,113
Height: 174.6 mm
Width: 174.5 mm
Colors: 3
Colorway: Colorway 1
Zoom: 1:1



Product type:
Product:
Total qty:
Product colors:
Position:

Terms and Conditions:

Approved By:

Date:

Production Worksheet

Wilcom EmbroideryStudio Digital Edition – Designing

APPLIQUE CIRCLE 7INCH JLD110231354.EMB

Design: D:\Work\Embroidery\Working\Embroidery\Basics\Applique
Circles\Applique Circle 7inch JLD110231354.EMB

Title:

Fabric: Quilters Cotton
Applique Fabric: Stretch Woven Cotton
Stabilizer: Tear Away
Needle: groz beckert dbxk5 rg 75/11
Stitch Speed: 600spm

Machine format: Tajima TBF

Color changes: 3

Stops: 4

Trims: 4

Appliqués: 1

Left: 87.2 mm

Right: 87.2 mm

Up: 87.3 mm

Down: 87.3 mm

EndX: 0.0 mm

EndY: 0.0 mm

Area: 30459.0 mm²

Max stitch: 12.7 mm





Min stitch: 0.5 mm

Max jump: 12.7 mm

Total thread: 44.16m

Total bobbin: 19.87m

Stop Sequence:

#	N#	Color	St.	Code	Name	Chart
1.	15		232	15	Pink	Default
2.	1		244	1	Dark Green	Default
3.	13		384	13	Purple	Default
4.	1		4,252	1	Dark Green	Default

Stitches: 5,113
Height: 174.6 mm
Width: 174.5 mm
Colors: 3
Colorway: Colorway 1
Zoom: 1:1

Color Film


Wilcom EmbroideryStudio Digital Edition – Designing

APPLIQUE CIRCLE 7INCH JLD110231354.EMB


Design: D:\Work\Embroidery\Working\Embroidery\Basics\Applique
Circles\Applique Circle 7inch JLD110231354.EMB

Title:

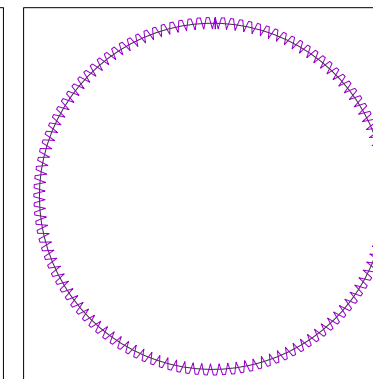
Stitches: 5,113
Height: 174.6 mm
Width: 174.5 mm
Colors: 3
Colorway: Colorway 1
Zoom: 0.27




Color: 15
Stop: 1
Element: Placement
Code: 15
Name: Pink
Chart: Default
Stitches: 232
Thread used: 1.21m



Color: 1
Stop: 2
Element: Tackdown
Code: 1
Name: Dark Green
Chart: Default
Stitches: 244
Thread used: 1.23m



Color: 13
Stop: 3
Element: Zig Zag
Code: 13
Name: Purple
Chart: Default
Stitches: 384
Thread used: 2.90m



Color: 1
Stop: 4
Element: Cover
Code: 1
Name: Dark Green
Chart: Default
Stitches: 4,252
Thread used: 38.41m

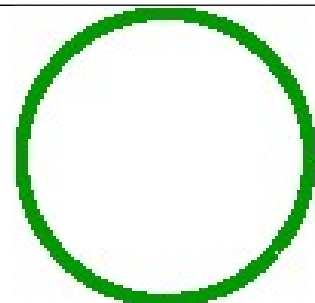
Production Summary

Wilcom EmbroideryStudio Digital Edition – Designing

APPLIQUE CIRCLE 7INCH JLD110231354.EMB

Design: D:\Work\Embroidery\Working\Embroidery\Basics\Applique
Circles\Applique Circle 7inch JLD110231354.EMB

Title:



Machine format: Tajima TBF
 Color changes: 3
 Stops: 4
 Trims: 4
 Hoop: No hoop selected
 Max stitch: 12.7 mm
 Min stitch: 0.5 mm
 Max jump: 12.7 mm

Left: 87.2 mm
 Right: 87.2 mm
 Up: 87.3 mm
 Down: 87.3 mm
 EndX: 0.0 mm
 EndY: 0.0 mm
 Area: 30459.0 mm²
 Total thread: 44.16m
 Total bobbin: 19.87m

Stitches: 5,113
 Height: 174.6 mm
 Width: 174.5 mm
 Colors: 3

Colorway			Colorway 1
Background			
Product			Blanks\Blank
Stop	Color	Stitches	
1	15	232	15 Pink Default
2	1	244	1 Dark Green Default
3	13	384	13 Purple Default
4	1	4,252	1 Dark Green Default

Approval Sheet



Wilcom EmbroideryStudio Digital Edition – Designing

APPLIQUE CIRCLE 6INCH JLD110231354.EMB

Design: D:\Work\Embroidery\Working\Embroidery\Basics\Applique
Circles\Applique Circle 6inch JLD110231354.EMB

Title:

Height: 152.0 mm
 Width: 149.4 mm
 Colors: 3
 Colorway: Colorway 1
 Zoom: 1:1



Product type:
 Product:
 Total qty:
 Product colors:
 Position:

Terms and Conditions:

Approved By: _____

Date: _____

Production Worksheet

Wilcom EmbroideryStudio Digital Edition – Designing

APPLIQUE CIRCLE 6INCH JLD110231354.EMB

Design: D:\Work\Embroidery\Working\Embroidery\Basics\Applique
Circles\Applique Circle 6inch JLD110231354.EMB

Title:

Stitches: 4,384
Height: 152.0 mm
Width: 149.4 mm
Colors: 3
Colorway: Colorway 1
Zoom: 1:1

Production Worksheet

Wilcom EmbroideryStudio Digital Edition – Designing

APPLIQUE CIRCLE 6INCH JLD110231354.EMB





Design: D:\Work\Embroidery\Working\Embroidery\Basics\Applique
Circles\Applique Circle 6inch JLD110231354.EMB


Title:

Stitches: 4,384
Height: 152.0 mm
Width: 149.4 mm
Colors: 3
Colorway: Colorway 1
Zoom: 1:1

Fabric: Quilters Cotton
Applique Fabric: Stretch Woven Cotton
Stabilizer: Tear Away
Needle: groz beckert dbxk5 rg 75/11
Stitch Speed: 600spm
Machine format: Tajima TBF
Color changes: 3
Stops: 4
Trims: 4
Appliqués: 1
Left: 74.7 mm
Right: 74.7 mm
Up: 76.0 mm
Down: 76.0 mm
EndX: 0.0 mm
EndY: 0.0 mm
Area: 22701.2 mm²
Max stitch: 12.6 mm
Min stitch: 0.4 mm
Max jump: 12.6 mm
Total thread: 37.49m
Total bobbin: 16.78m

Stop Sequence:

#	N#	Color	St.	Code	Name	Chart
1.	15		206	15	Pink	Default
2.	1		207	1	Dark Green	Default
3.	13		360	13	Purple	Default
4.	1		3,610	1	Dark Green	Default



Color Film


Wilcom EmbroideryStudio Digital Edition – Designing

APPLIQUE CIRCLE 6INCH JLD110231354.EMB


Design: D:\Work\Embroidery\Working\Embroidery\Basics\Applique
Circles\Applique Circle 6inch JLD110231354.EMB

Title:

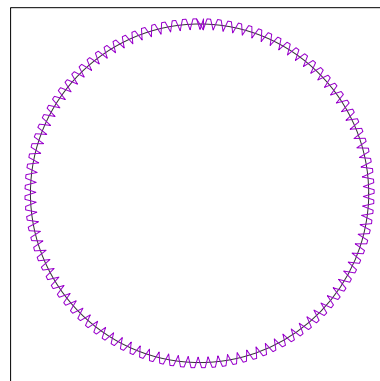
Stitches: 4,384
Height: 152.0 mm
Width: 149.4 mm
Colors: 3
Colorway: Colorway 1
Zoom: 0.31




Color: 15
Stop: 1
Element: Placement
Code: 15
Name: Pink
Chart: Default
Stitches: 206
Thread used: 1.05m



Color: 1
Stop: 2
Element: Tackdown
Code: 1
Name: Dark Green
Chart: Default
Stitches: 207
Thread used: 1.05m



Color: 13
Stop: 3
Element: Zig Zag
Code: 13
Name: Purple
Chart: Default
Stitches: 360
Thread used: 2.33m



Color: 1
Stop: 4
Element: Cover
Code: 1
Name: Dark Green
Chart: Default
Stitches: 3,610
Thread used: 32.66m

Production Summary


Wilcom EmbroideryStudio Digital Edition – Designing

APPLIQUE CIRCLE 6INCH JLD110231354.EMB

Design: D:\Work\Embroidery\Working\Embroidery\Basics\Applique
Circles\Applique Circle 6inch JLD110231354.EMB

Title:

Stitches: 4,384
Height: 152.0 mm
Width: 149.4 mm
Colors: 3




Machine format: Tajima TBF
Color changes: 3
Stops: 4
Trims: 4
Hoop: No hoop selected
Max stitch: 12.6 mm
Min stitch: 0.4 mm
Max jump: 12.6 mm

Left: 74.7 mm
Right: 74.7 mm
Up: 76.0 mm
Down: 76.0 mm
EndX: 0.0 mm
EndY: 0.0 mm
Area: 22701.2 mm²
Total thread: 37.49m
Total bobbin: 16.78m

Colorway
Background

Colorway 1



Product

Blanks\Blank

Stop Color Stitches

1	15	206	15 Pink Default
2	1	207	1 Dark Green Default
3	13	360	13 Purple Default
4	1	3,610	1 Dark Green Default

Approval Sheet


Wilcom EmbroideryStudio Digital Edition – Designing

APPLIQUE CIRCLE 5INCH JLD110231354.EMB

Design: D:\Work\Embroidery\Working\Embroidery\Basics\Applique Circles\Applique Circle 5inch JLD110231354.EMB

Title:

Height: 125.3 mm
 Width: 125.3 mm
 Colors: 3
 Colorway: Colorway 1
 Zoom: 1:1



Product type:
 Product:
 Total qty:
 Product colors:
 Position:

Terms and Conditions:

Approved By: _____
 Date: _____

Production Worksheet


Wilcom EmbroideryStudio Digital Edition – Designing

APPLIQUE CIRCLE 5INCH JLD110231354.EMB

Design: D:\Work\Embroidery\Working\Embroidery\Basics\Applique Circles\Applique Circle 5inch JLD110231354.EMB

Title:

Stitches: 3,799
 Height: 125.3 mm
 Width: 125.3 mm
 Colors: 3
 Colorway: Colorway 1
 Zoom: 1:1



Fabric: Quilters Cotton
 Applique Fabric: Stretch Woven Cotton
 Stabilizer: Tear Away
 Needle: groz beckert dbxk5 rg 75/11
 Stitch Speed: 600spm
 Machine format: Tajima TBF
 Color changes: 3
 Stops: 4
 Trims: 4
 Appliqués: 1
 Left: 62.6 mm
 Right: 62.6 mm
 Up: 62.6 mm
 Down: 62.6 mm
 EndX: 0.0 mm
 EndY: 0.0 mm
 Area: 15691.7 mm²
 Max stitch: 12.2 mm
 Min stitch: 0.5 mm
 Max jump: 12.2 mm
 Total thread: 31.99m
 Total bobbin: 14.22m

Stop Sequence:

#	N#	Color	St.	Code	Name	Chart
1.	15		181	15	Pink	Default
2.	1		187	1	Dark Green	Default
3.	13		356	13	Purple	Default
4.	1		3,074	1	Dark Green	Default

Color Film


Wilcom EmbroideryStudio Digital Edition – Designing

APPLIQUE CIRCLE 5INCH JLD110231354.EMB


Design: D:\Work\Embroidery\Working\Embroidery\Basics\Applique
Circles\Applique Circle 5inch JLD110231354.EMB

Title:

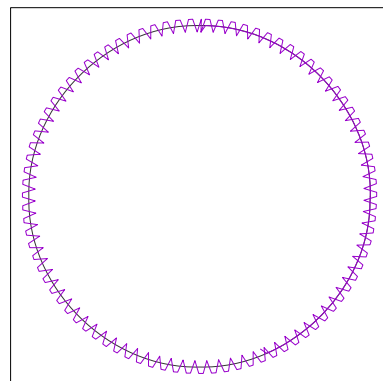
Stitches: 3,799
Height: 125.3 mm
Width: 125.3 mm
Colors: 3
Colorway: Colorway 1
Zoom: 0.38




Color: 15
Stop: 1
Element: Placement
Code: 15
Name: Pink
Chart: Default
Stitches: 181
Thread used: 0.90m



Color: 1
Stop: 2
Element: Tackdown
Code: 1
Name: Dark Green
Chart: Default
Stitches: 187
Thread used: 0.91m



Color: 13
Stop: 3
Element: Zig Zag
Code: 13
Name: Purple
Chart: Default
Stitches: 356
Thread used: 2.24m



Color: 1
Stop: 4
Element: Cover
Code: 1
Name: Dark Green
Chart: Default
Stitches: 3,074
Thread used: 27.55m

Production Summary


Wilcom EmbroideryStudio Digital Edition – Designing

APPLIQUE CIRCLE 5INCH JLD110231354.EMB

Design: D:\Work\Embroidery\Working\Embroidery\Basics\Applique
Circles\Applique Circle 5inch JLD110231354.EMB

Title:

Stitches: 3,799
Height: 125.3 mm
Width: 125.3 mm
Colors: 3



Machine format: Tajima TBF
Color changes: 3
Stops: 4
Trims: 4
Hoop: No hoop selected
Max stitch: 12.2 mm
Min stitch: 0.5 mm
Max jump: 12.2 mm

Left: 62.6 mm
Right: 62.6 mm
Up: 62.6 mm
Down: 62.6 mm
EndX: 0.0 mm
EndY: 0.0 mm
Area: 15691.7 mm²
Total thread: 31.99m
Total bobbin: 14.22m

Colorway	Background	
Colorway 1	Blanks\Blank	
Product	Blanks\Blank	
Stop	Color	Stitches
1	15	181
2	1	187
3	13	356
4	1	3,074





Fabric: Quilters Cotton
 Applique Fabric: Stretch Woven Cotton
 Stabilizer: Tear Away
 Needle: groz beckert dbxk5 rg 75/11
 Stitch Speed: 600spm
 Machine format: Tajima TBF
 Color changes: 3
 Stops: 4
 Trims: 4
 Appliqués: 1
 Left: 49.0 mm
 Right: 49.0 mm
 Up: 49.0 mm
 Down: 49.0 mm
 EndX: 0.0 mm
 EndY: 0.0 mm
 Area: 9618.2 mm²
 Max stitch: 12.3 mm
 Min stitch: 0.5 mm
 Max jump: 12.3 mm
 Total thread: 21.29m
 Total bobbin: 9.28m
 Stop Sequence:

#	N#	Color	St.	Code	Name	Chart
1.	15		134	15	Pink	Default
2.	1		134	1	Dark Green	Default
3.	13		231	13	Purple	Default
4.	1		2,113	1	Dark Green	Default

	Product type:	Terms and Conditions:	Approved By:
	Product:		_____
	Total qty:		Date:
	Product colors:		
	Position:		

Color Film


Wilcom EmbroideryStudio Digital Edition – Designing

APPLIQUE CIRCLE 4INCH JLD110231354.EMB


Design: D:\Work\Embroidery\Working\Embroidery\Basics\Applique
Circles\Applique Circle 4inch JLD110231354.EMB

Title:

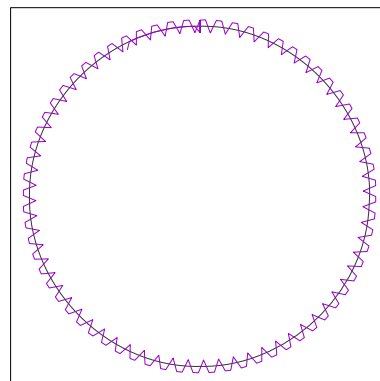
Stitches: 2,613
Height: 98.1 mm
Width: 98.1 mm
Colors: 3
Colorway: Colorway 1
Zoom: 0.48




Color: 15
Stop: 1
Element: Placement
Code: 15
Name: Pink
Chart: Default
Stitches: 134
Thread used: 0.69m



Color: 1
Stop: 2
Element: Tackdown
Code: 1
Name: Dark Green
Chart: Default
Stitches: 134
Thread used: 0.68m



Color: 13
Stop: 3
Element: Zig Zag
Code: 13
Name: Purple
Chart: Default
Stitches: 231
Thread used: 1.35m



Color: 1
Stop: 4
Element: Cover
Code: 1
Name: Dark Green
Chart: Default
Stitches: 2,113
Thread used: 18.16m

Production Summary


Wilcom EmbroideryStudio Digital Edition – Designing

APPLIQUE CIRCLE 4INCH JLD110231354.EMB

Design: D:\Work\Embroidery\Working\Embroidery\Basics\Applique
Circles\Applique Circle 4inch JLD110231354.EMB

Title:

Stitches: 2,613
Height: 98.1 mm
Width: 98.1 mm
Colors: 3




Machine format: Tajima TBF
Color changes: 3
Stops: 4
Trims: 4
Hoop: No hoop selected
Max stitch: 12.3 mm
Min stitch: 0.5 mm
Max jump: 12.3 mm

Left: 49.0 mm
Right: 49.0 mm
Up: 49.0 mm
Down: 49.0 mm
EndX: 0.0 mm
EndY: 0.0 mm
Area: 9618.2 mm²
Total thread: 21.29m
Total bobbin: 9.28m

Colorway
Background

Colorway 1



Product

Blanks\Blank

Stop Color Stitches


1	15	134	15 Pink Default
2	1	134	1 Dark Green Default
3	13	231	13 Purple Default
4	1	2,113	1 Dark Green Default





Fabric: Quilters Cotton
 Applique Fabric: Stretch Woven Cotton
 Stabilizer: Tear Away
 Needle: groz beckert dbxk5 rg 75/11
 Stitch Speed: 600spm
 Machine format: Tajima TBF
 Color changes: 3
 Stops: 4
 Trims: 4
 Appliqués: 1
 Left: 37.3 mm
 Right: 37.3 mm
 Up: 40.0 mm
 Down: 40.0 mm
 EndX: 0.0 mm
 EndY: 0.0 mm
 Area: 5972.2 mm²
 Max stitch: 11.7 mm
 Min stitch: 0.4 mm
 Max jump: 11.7 mm
 Total thread: 16.04m
 Total bobbin: 6.91m
 Stop Sequence:

#	N#	Color	St.	Code	Name	Chart
1.	15		113	15	Pink	Default
2.	1		115	1	Dark Green	Default
3.	13		176	13	Purple	Default
4.	1		1,588	1	Dark Green	Default



Product type:
 Product:
 Total qty:
 Product colors:
 Position:

Terms and Conditions:

Approved By: _____
 Date: _____

Color Film


Wilcom EmbroideryStudio Digital Edition – Designing

APPLIQUE CIRCLE 3INCH JLD110231354.EMB


Design: D:\Work\Embroidery\Working\Embroidery\Basics\Applique
Circles\Applique Circle 3inch JLD110231354.EMB

Title:

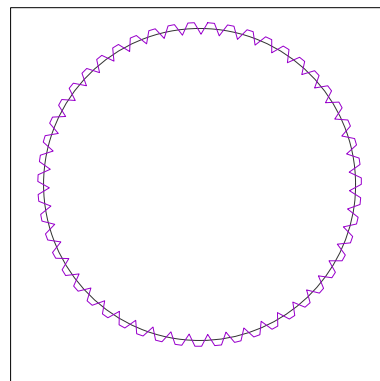
Stitches: 1,993
Height: 80.0 mm
Width: 74.7 mm
Colors: 3
Colorway: Colorway 1
Zoom: 0.59




Color: 15
Stop: 1
Element: Placement
Code: 15
Name: Pink
Chart: Default
Stitches: 113
Thread used: 0.55m



Color: 1
Stop: 2
Element: Tackdown
Code: 1
Name: Dark Green
Chart: Default
Stitches: 115
Thread used: 0.55m



Color: 13
Stop: 3
Element: Zig Zag
Code: 13
Name: Purple
Chart: Default
Stitches: 176
Thread used: 0.88m



Color: 1
Stop: 4
Element: Cover
Code: 1
Name: Dark Green
Chart: Default
Stitches: 1,588
Thread used: 13.66m

Production Summary


Wilcom EmbroideryStudio Digital Edition – Designing

APPLIQUE CIRCLE 3INCH JLD110231354.EMB

Design: D:\Work\Embroidery\Working\Embroidery\Basics\Applique
Circles\Applique Circle 3inch JLD110231354.EMB

Title:

Stitches: 1,993
Height: 80.0 mm
Width: 74.7 mm
Colors: 3




Machine format: Tajima TBF
Color changes: 3
Stops: 4
Trims: 4
Hoop: No hoop selected
Max stitch: 11.7 mm
Min stitch: 0.4 mm
Max jump: 11.7 mm

Left: 37.3 mm
Right: 37.3 mm
Up: 40.0 mm
Down: 40.0 mm
EndX: 0.0 mm
EndY: 0.0 mm
Area: 5972.2 mm²
Total thread: 16.04m
Total bobbin: 6.91m

Colorway
Background

Colorway 1



Product

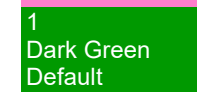
Blanks\Blank

Stop Color Stitches

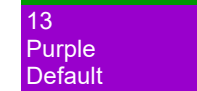
1 15 113



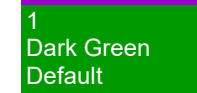
2 1 115




3 13 176



4 1 1,588





Fabric: Quilters Cotton
 Applique Fabric: Stretch Woven Cotton
 Stabilizer: Tear Away
 Needle: groz beckert dbxk5 rg 75/11
 Stitch Speed: 600spm
 Machine format: Tajima TBF
 Color changes: 3
 Stops: 4
 Trims: 4
 Appliqués: 1
 Left: 12.7 mm
 Right: 12.7 mm
 Up: 12.7 mm
 Down: 12.7 mm
 EndX: 0.0 mm
 EndY: 0.0 mm
 Area: 646.6 mm²
 Max stitch: 11.6 mm
 Min stitch: 0.2 mm
 Max jump: 11.6 mm
 Total thread: 4.58m
 Total bobbin: 1.73m

Stop Sequence:

#	N#	Color	St.	Code	Name	Chart
1.	15		36	15	Pink	Default
2.	1		43	1	Dark Green	Default
3.	13		60	13	Purple	Default
4.	1		489	1	Dark Green	Default

	Product type:	Terms and Conditions:	Approved By:
	Product:		_____
Total qty:			Date:
Product colors:			
Position:			

Authors: _____ Design last saved : 1/10/2023 2:10:22 PM Date printed: 1/10/2023 2:50:25 PM Page 2 of 4

Color Film


Wilcom EmbroideryStudio Digital Edition – Designing

APPLIQUE CIRCLE 1INCH JLD110231354.EMB


Design: D:\Work\Embroidery\Working\Embroidery\Basics\Applique
Circles\Applique Circle 1inch JLD110231354.EMB

Title:

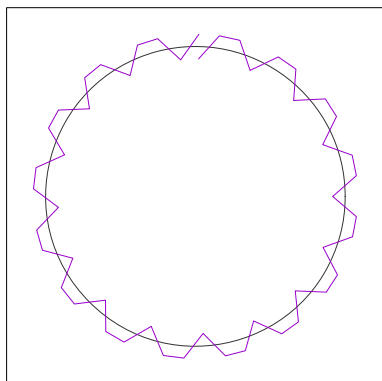
Stitches: 629
Height: 25.4 mm
Width: 25.4 mm
Colors: 3
Colorway: Colorway 1
Zoom: 1.87



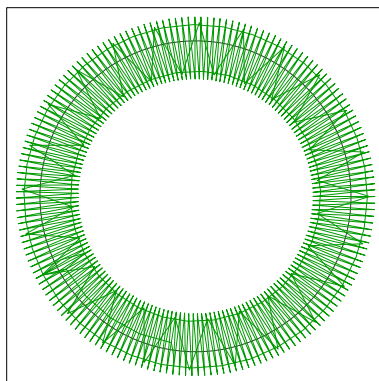
Color: 15
Stop: 1
Element: Placement
Code: 15
Name: Pink
Chart: Default
Stitches: 36
Thread used: 0.18m



Color: 1
Stop: 2
Element: Tackdown
Code: 1
Name: Dark Green
Chart: Default
Stitches: 43
Thread used: 0.20m



Color: 13
Stop: 3
Element: Zig Zag
Code: 13
Name: Purple
Chart: Default
Stitches: 60
Thread used: 0.26m



Color: 1
Stop: 4
Element: Cover
Code: 1
Name: Dark Green
Chart: Default
Stitches: 489
Thread used: 3.53m

Production Summary

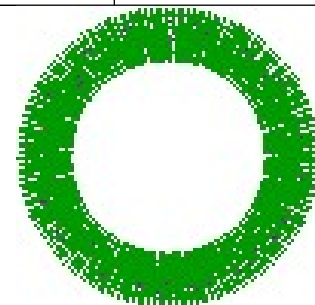
Wilcom EmbroideryStudio Digital Edition – Designing

APPLIQUE CIRCLE 1INCH JLD110231354.EMB

Design: D:\Work\Embroidery\Working\Embroidery\Basics\Applique
Circles\Applique Circle 1inch JLD110231354.EMB

Title:

Stitches: 629
Height: 25.4 mm
Width: 25.4 mm
Colors: 3




Machine format: Tajima TBF
Color changes: 3
Stops: 4
Trims: 4
Hoop: No hoop selected
Max stitch: 11.6 mm
Min stitch: 0.2 mm
Max jump: 11.6 mm

Left: 12.7 mm
Right: 12.7 mm
Up: 12.7 mm
Down: 12.7 mm
EndX: 0.0 mm
EndY: 0.0 mm
Area: 646.6 mm²
Total thread: 4.58m
Total bobbin: 1.73m

Colorway
Background

Colorway 1




Product

Blanks\Blank

Stop Color Stitches

1	15	36
2	1	43
3	13	60
4	1	489

15	Pink	Default
1	Dark Green	Default
13	Purple	Default
1	Dark Green	Default



Fabric: Quilters Cotton
 Applique Fabric: Stretch Woven Cotton
 Stabilizer: Tear Away
 Needle: groz beckert dbxk5 rg 75/11
 Stitch Speed: 600spm
 Machine format: Tajima TBF
 Color changes: 3
 Stops: 4
 Trims: 4
 Appliqués: 1
 Left: 24.1 mm
 Right: 24.1 mm
 Up: 24.1 mm
 Down: 24.1 mm
 EndX: 0.0 mm
 EndY: 0.0 mm
 Area: 2314.9 mm²
 Max stitch: 10.9 mm
 Min stitch: 0.4 mm
 Max jump: 11.5 mm
 Total thread: 8.69m
 Total bobbin: 3.48m
 Stop Sequence:

#	N#	Color	St.	Code	Name	Chart
1.	15		71	15	Pink	Default
2.	1		72	1	Dark Green	Default
3.	13		115	13	Purple	Default
4.	1		950	1	Dark Green	Default

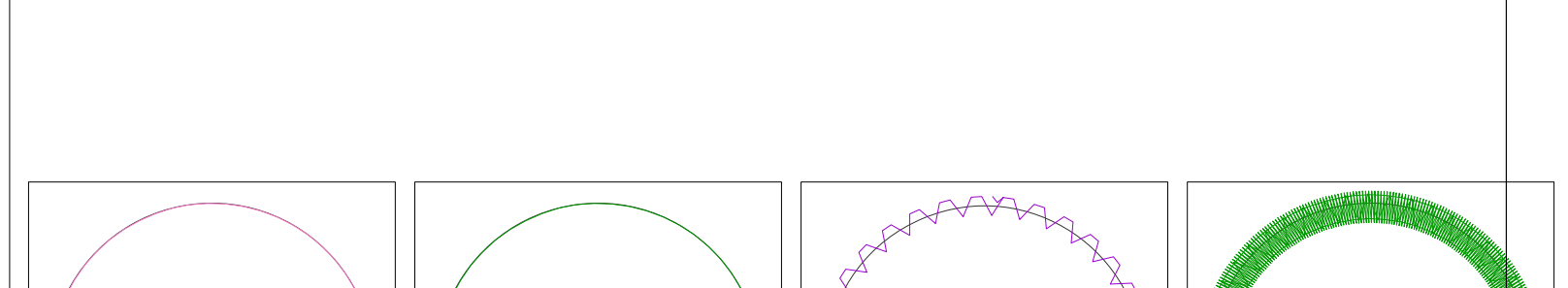
	Product type:	Terms and Conditions:	Approved By:
	Product:		_____
	Total qty:		Date:
	Product colors:		
	Position:		

Color Film
 Wilcom EmbroideryStudio Digital Edition – Designing
APPLIQUE CIRCLE 2INCH JLD110231354.EMB
 Design: D:\Work\Embroidery\Working\Embroidery\Basics\Applique
 Circles\Applique Circle 2inch JLD110231354.EMB
 Title:


Production Summary
 Wilcom EmbroideryStudio Digital Edition – Designing
APPLIQUE CIRCLE 2INCH JLD110231354.EMB
 Design: D:\Work\Embroidery\Working\Embroidery\Basics\Applique
 Circles\Applique Circle 2inch JLD110231354.EMB
 Title:

Stitches: 1,209
 Height: 48.1 mm
 Width: 48.1 mm
 Colors: 3
 Colorway: Colorway 1
 Zoom: 0.99

Stitches: 1,209
 Height: 48.1 mm
 Width: 48.1 mm
 Colors: 3



<p>Color: 15 Stop: 1 Element: Placement Code: 15 Name: Pink Chart: Default Stitches: 71 Thread used: 0.36m</p>	<p>Color: 1 Stop: 2 Element: Tackdown Code: 1 Name: Dark Green Chart: Default Stitches: 72 Thread used: 0.35m</p>	<p>Color: 13 Stop: 3 Element: Zig Zag Code: 13 Name: Purple Chart: Default Stitches: 115 Thread used: 0.57m</p>	<p>Color: 1 Stop: 4 Element: Cover Code: 1 Name: Dark Green Chart: Default Stitches: 950 Thread used: 7.01m</p>
-----------------------------------------------------------------------------------------------------------------------------------------------------------------------------------------------------------	--------------------------------------------------------------------------------------------------------------------------------------------------------------------------------------------------------------	------------------------------------------------------------------------------------------------------------------------------------------------------------------------------------------------------------	------------------------------------------------------------------------------------------------------------------------------------------------------------------------------------------------------------



Machine format: Tajima TBF
 Color changes: 3
 Stops: 4
 Trims: 4
 Hoop: No hoop selected
 Max stitch: 10.9 mm
 Min stitch: 0.4 mm
 Max jump: 11.5 mm

Left: 24.1 mm
 Right: 24.1 mm
 Up: 24.1 mm
 Down: 24.1 mm
 EndX: 0.0 mm
 EndY: 0.0 mm
 Area: 2314.9 mm²
 Total thread: 8.69m
 Total bobbin: 3.48m

Colorway	Colorway 1
Background	
Product	Blanks\Blank
Stop Color Stitches	
1 15 71	
	Pink Default
2 1 72	
	Dark Green Default
3 13 115	
	Purple Default
4 1 950	
	Dark Green Default
