



Creative Fabrica

**Embroidery Design
Sewing Information**

www.creativefabrica.com/embroidery/

© Creative Fabrica

Needle Thread consumption

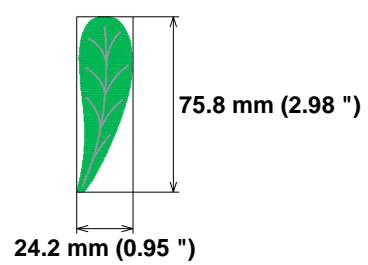
1	2183 st.	87.6% (11.6 m)
2	78 st.	1.1% (0.1 m)
3	78 st.	0.9% (0.1 m)
4	879 st.	10.3% (1.4 m)

Upper thread 13.2 m
Bobbin 4.4 m

File: Lg Leaf 3 Inch.jef (Janome)
Stitches: 3218
Size: 24.2 x 75.8 mm (0.95 x 2.98 ")
Begin: 12.1, 37.9 mm
End: 2.9, 2.3 mm
Start needle: 1
Colors: 2/4 , Stops: 3
Date: 30-09-23

This area is reserved for your logo. Place logo.bmp file (width: 721 , height: 237 pixels) in the same folder as embird.exe file.


This area is reserved for your address information. Place address.txt text file containing your address in the same folder as embird.exe file.



Histogram

- (2184) Stop 1
- (2262) Stop 2
- (2340) Stop 3
- (3218) End

Stitches ratio diagram:



Needle Thread consumption

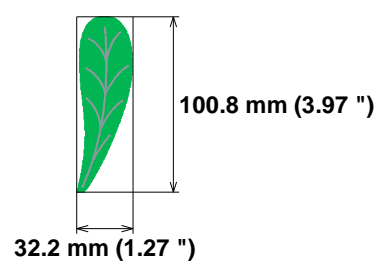
1	3634 st.	86.9% (20.1 m)
2	141 st.	1.1% (0.2 m)
3	166 st.	1.0% (0.2 m)
4	1718 st.	11.1% (2.6 m)

Upper thread 23.2 m
Bobbin 7.7 m

File: Lg Leaf 4 Inch.jef (Janome)
Stitches: 5659
Size: 32.2 x 100.8 mm (1.27 x 3.97 ")
Begin: 16.1, 50.4 mm
End: 3.7, 2.7 mm
Start needle: 1
Colors: 2/4 , Stops: 3
Date: 30-09-23

This area is reserved for your logo. Place logo.bmp file (width: 721 , height: 237 pixels) in the same folder as embird.exe file.


This area is reserved for your address information. Place address.txt text file containing your address in the same folder as embird.exe file.



Histogram

- (3635) Stop 1
- (3776) Stop 2
- (3942) Stop 3
- (5659) End

Stitches ratio diagram:



Needle Thread consumption

1	5453 st.	87.6% (31.1 m)
2	172 st.	1.0% (0.3 m)
3	161 st.	0.9% (0.3 m)
4	1978 st.	10.5% (3.7 m)

Upper thread 35.5 m
Bobbin 11.8 m

File: Lg Leaf 5 Inch.jef (Janome)

Stitches: 7764

Size: 40.2 x 126.6 mm (1.58 x 4.98 ")

Begin: 20.1, 63.3 mm

End: 4.6, 3.9 mm

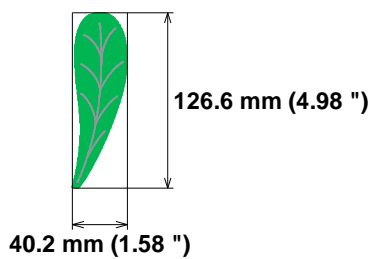
Start needle: 1

Colors: 2/4 , Stops: 3

Date: 30-09-23

This area is reserved for your logo. Place logo.bmp file (width: 721 , height: 237 pixels) in the same folder as embroid.exe file.

This area is reserved for your address information. Place address.txt text file containing your address in the same folder as embroid.exe file.



Histogram

- (5454) Stop 1
- (5626) Stop 2
- (5787) Stop 3
- (7764) End

Stitches ratio diagram:

