



Creative Fabrica

**Embroidery Design
Sewing Information**

www.creativefabrica.com/embroidery/

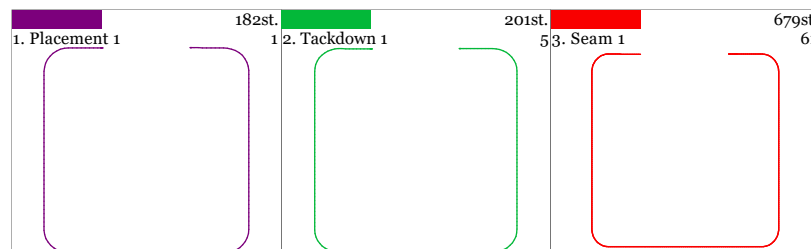
© Creative Fabrica

Instructions: In-the-Hoop Pillows

by **BALLYHOO**
Creations



1. Hoop your stabilizer or batting.
2. Stitch color 1 for a placement outline on the stabilizer or batting you hooped.
3. Place your front fabric with right side up, to cover the placement outline.
4. Stitch color 2 for a tackdown stitch.
5. (Optional) At this point you can add any design you like. Be aware that the seam will be smaller than the tackdown stitch, so size your design accordingly.
6. Place the back fabric, right-side-down to cover the tack-down stitches.
7. Stitch color 3 for a double stitched seam of the pillow.
8. Cut out the shape using the placement/tackdown lines as your cutting guide.
9. Turn right-side out.
10. Stuff or fill with your choice of filler.
11. Close the opening by either hand stitching with a ladder stitch, or by machine stitching across the opening.



To make a microwave-safe heating pad with these in-the-hoop pillow forms:

1. Be **SURE** your fabric and stabilizer are 100% cotton! (Pellon wrap n zap batting or Madeira Cotton Soft are microwave safe)
2. Use 100% cotton quilting thread for both **TOP** thread and **BOBBIN** thread on ALL stitching.
3. Always put a cup of water in the microwave next to your heating pad.

Needle
1 1
2 5
3 61
Upper thread
Bobbin
Catalog: Ballyhoo


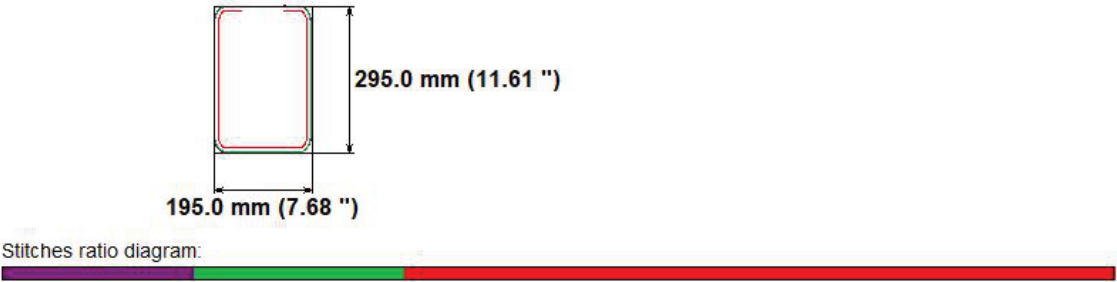
Thread consumption
26.8% (1.7 m)
24.8% (1.6 m)
48.4% (3.1 m)
6.3 m
2.1 m
File: BC-ITH-pillow-8x12
Stitches: 1373
Size: 195.0 x 295.0 mm (7.68 x 11.61 ")
Begin: 97.5, 147.5 mm
End: 97.5, 147.5 mm
Start needle: 1
Colors: 3/3, Stops: 2



www.BallyhooCreations.com

Histogram

(238) Stop 1
(497) Stop 2
(1373) End



Needle
1 1
2 5
3 61
Upper thread
Bobbin
Catalog: Ballyhoo


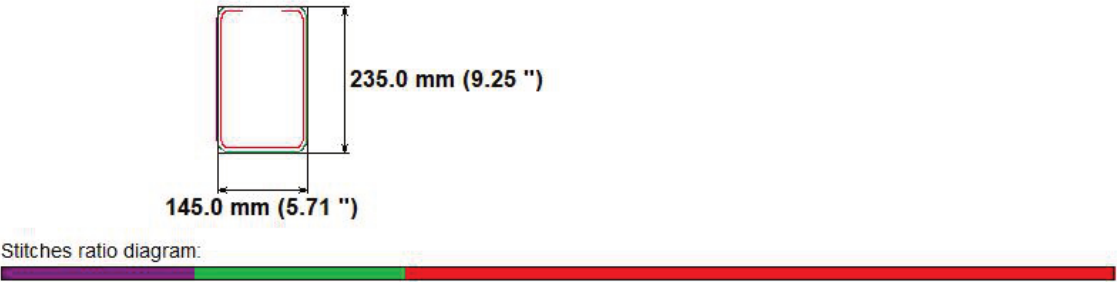
Thread consumption
26.9% (1.3 m)
24.7% (1.2 m)
48.4% (2.4 m)
4.9 m
1.6 m
File: BC-ITH-pillow-6x10
Stitches: 1076
Size: 145.0 x 235.0 mm (5.71 x 9.25 ")
Begin: 72.5, 117.5 mm
End: 72.5, 117.5 mm
Start needle: 1
Colors: 3/3, Stops: 2



www.BallyhooCreations.com

Histogram

(188) Stop 1
(391) Stop 2
(1076) End



Needle

1 1
2 5
3 61

Thread consumption

26.7% (1.0 m)
24.9% (1.0 m)
48.4% (1.9 m)

File: BC-ITH-pillow-5x7

Stitches: 847
Size: 125.0 x 175.0 mm (4.92 x 6.89 ")
Begin: 62.5, 87.5 mm
End: 62.5, 87.5 mm
Start needle: 1
Colors: 3/3 , Stops: 2

Upper thread
Bobbin
Catalog: Ballyhoo

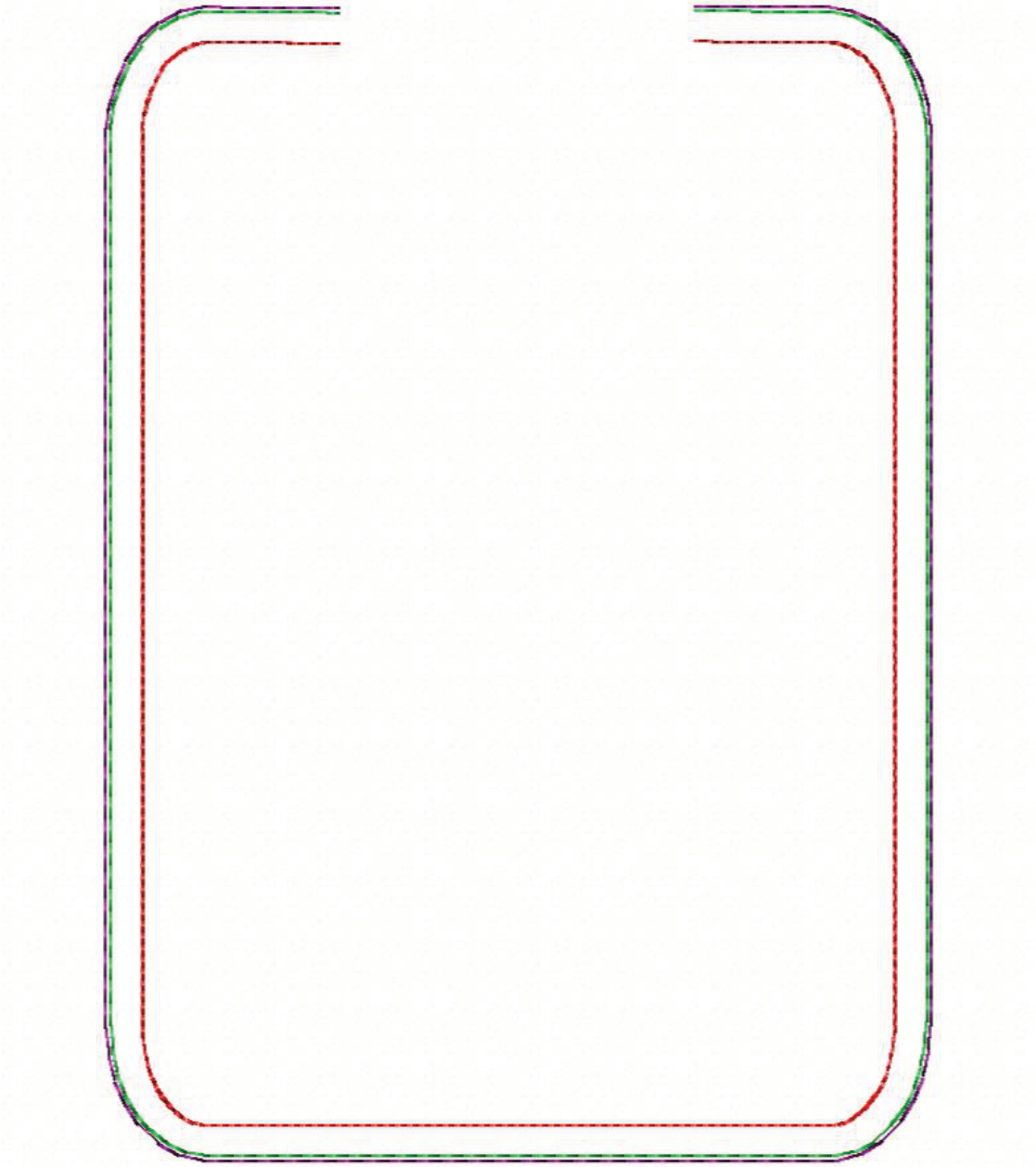

3.8 m
1.3 m



www.BallyhooCreations.com

Histogram

(148) Stop 1
(309) Stop 2
(847) End



Scale 1:1

Needle

1 1
2 5
3 61

Thread consumption

26.3% (0.7 m)
25.4% (0.6 m)
48.3% (1.2 m)

File: BC-ITH-pillow-4x4

Stitches: 550
Size: 98.0 x 98.0 mm (3.86 x 3.86 ")
Begin: 49.0, 49.0 mm
End: 49.0, 49.0 mm
Start needle: 1
Colors: 3/3 , Stops: 2

Upper thread
Bobbin
Catalog: Ballyhoo

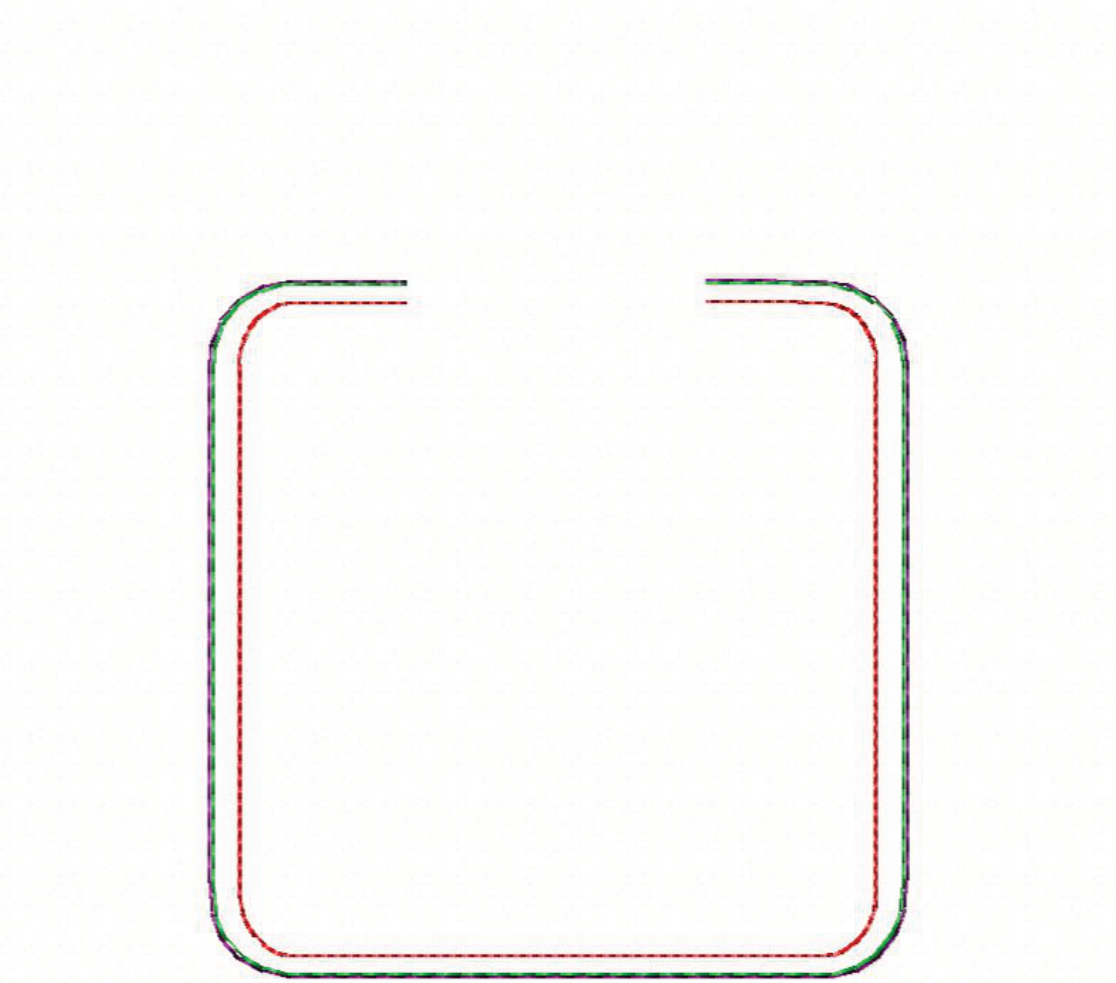

2.5 m
0.8 m



www.BallyhooCreations.com

Histogram

(97) Stop 1
(204) Stop 2
(550) End



Scale 1:1

Needle
1 1
2 5
3 61

Upper thread
Bobbin
Catalog: Ballyhoo

Thread consumption
26.2% (1.3 m)
25.3% (1.2 m)
48.5% (2.4 m)

File: BC-ITH-pillow-8x8

Stitches: 1072
Size: 195.0 x 195.0 mm (7.68 x 7.68 ")
Begin: 97.5, 97.5 mm
End: 97.5, 97.5 mm
Start needle: 1
Colors: 3/3, Stops: 2



www.BallyhooCreations.com

Histogram

(185) Stop 1
(389) Stop 2
(1072) End

