



Creative Fabrica

**Embroidery Design
Sewing Information**

www.creativefabrica.com/embroidery/

© Creative Fabrica

Production Worksheet

Wilcom EmbroideryStudio - Designing

BEAUTIFUL LETTER W-5



Design: **Beautiful letter W-5**


Title: **Beautiful letter W [Recovered]**

Stitches: 8,234
 Height: 3.64 in
 Width: 5.01 in
 Colors: 2
 Colorway: Colorway 1
 Zoom: 1:1

Machine format: Melco
 Color changes: 1
 Stops: 2
 Trims: 3
 Appliqués: 0
 Left: 98.8 mm
 Right: 28.3 mm
 Up: 0.2 mm
 Down: 92.2 mm
 EndX: -0.29 in
 EndY: -0.51 in
 Area: 18.23 in²
 Max stitch: 8.7 mm
 Min stitch: 0.2 mm
 Max jump: 6.9 mm
 Total thread: 158.13ft
 Total bobbin: 61.29ft

Stop Sequence:

#	N#	Color	St.	Code	Name	Chart
1.	9		4,445	9	Orange	Wilcom
2.	5		3,789	5	Red	Wilcom



Production Worksheet

Wilcom EmbroideryStudio - Designing

BEAUTIFUL LETTER W-4



Design: **Beautiful letter W-4**

Title: **Beautiful letter W [Recovered]**

Stitches: 6,198
 Height: 2.92 in
 Width: 4.01 in
 Colors: 2
 Colorway: Colorway 1
 Zoom: 1:1

Machine format: Melco
 Color changes: 1
 Stops: 2
 Trims: 4
 Appliqués: 0
 Left: 79.0 mm
 Right: 22.7 mm
 Up: 0.2 mm
 Down: 73.9 mm
 EndX: -0.23 in
 EndY: -0.41 in
 Area: 11.68 in²
 Max stitch: 11.0 mm
 Min stitch: 0.2 mm
 Max jump: 5.8 mm
 Total thread: 109.58ft
 Total bobbin: 40.44ft

Stop Sequence:

#	N#	Color	St.	Code	Name	Chart
1.	9		3,061	9	Orange	Wilcom
2.	5		3,137	5	Red	Wilcom



Production Worksheet

Wilcom EmbroideryStudio - Designing

BEAUTIFUL LETTER W-3



Design: **Beautiful letter W-3**


Title: **Beautiful letter W [Recovered]**

Stitches: 4,372
 Height: 2.19 in
 Width: 3.01 in
 Colors: 2
 Colorway: Colorway 1
 Zoom: 1:1

Machine format: Melco
 Color changes: 1
 Stops: 2
 Trims: 4
 Appliqués: 0
 Left: 59.4 mm
 Right: 17.0 mm
 Up: 0.2 mm
 Down: 55.4 mm
 EndX: -0.18 in
 EndY: -0.31 in
 Area: 6.58 in²
 Max stitch: 8.2 mm
 Min stitch: 0.1 mm
 Max jump: 5.9 mm
 Total thread: 69.62ft
 Total bobbin: 23.86ft

Stop Sequence:

#	N#	Color	St.	Code	Name	Chart
1.	9		1,911	9	Orange	Wilcom
2.	5		2,461	5	Red	Wilcom



Production Worksheet

Wilcom EmbroideryStudio - Designing

BEAUTIFUL LETTER W-2



Design: Beautiful letter W-2


Title: Beautiful letter W [Recovered]

Stitches: 2,867
 Height: 1.46 in
 Width: 2.01 in
 Colors: 2
 Colorway: Colorway 1
 Zoom: 1:1

Machine format: Melco
 Color changes: 1
 Stops: 2
 Trims: 3
 Appliqués: 0
 Left: 39.6 mm
 Right: 11.4 mm
 Up: 0.2 mm
 Down: 37.0 mm
 EndX: -0.12 in
 EndY: -0.21 in
 Area: 2.94 in²
 Max stitch: 5.5 mm
 Min stitch: 0.1 mm
 Max jump: 3.9 mm
 Total thread: 39.28ft
 Total bobbin: 11.73ft

Stop Sequence:

#	N#	Color	St.	Code	Name	Chart
1.	9		1,066	9	Orange	Wilcom
2.	5		1,801	5	Red	Wilcom



Production Worksheet

Wilcom EmbroideryStudio - Designing

BEAUTIFUL LETTER W-1



Design: Beautiful letter W-1

Title: Beautiful letter W [Recovered]

Stitches: 2,183
 Height: 1.10 in
 Width: 1.51 in
 Colors: 2
 Colorway: Colorway 1
 Zoom: 1:1

Machine format: Melco
 Color changes: 1
 Stops: 2
 Trims: 3
 Appliqués: 0
 Left: 29.7 mm
 Right: 8.5 mm
 Up: 0.2 mm
 Down: 27.8 mm
 EndX: -0.09 in
 EndY: -0.16 in
 Area: 1.66 in²
 Max stitch: 4.1 mm
 Min stitch: 0.1 mm
 Max jump: 2.9 mm
 Total thread: 27.25ft
 Total bobbin: 7.26ft

Stop Sequence:

#	N#	Color	St.	Code	Name	Chart
1.	9		721	9	Orange	Wilcom
2.	5		1,462	5	Red	Wilcom

