



Creative Fabrica

**Embroidery Design
Sewing Information**

www.creativefabrica.com/embroidery/




© Creative Fabrica

Design: Shell Yeah C

The Start (green S) and (red E) are both centered. This means the design will Start and End in the center of the design. You can print this out onto your favorite template material (set printer to print Actual Size) and use for placement, as it is the actual size of the embroidery design.

Height: 3.83 in
Width: 5.01 in
Stitches: 12,500
Colors: 3
Color changes: 2
Trims: 18
Hoop: Users choice
Total bobbin: 102.42ft

Color Sequence:

#	Color	Code Name	Chart
1.		532 Sunrise	Floriani
2.		370 Mint Julep	Floriani
3.		125 Bright Pink	Floriani






Design: Shell Yeah B

The Start (green S) and (red E) are both centered. This means the design will Start and End in the center of the design. You can print this out onto your favorite template material (set printer to print Actual Size) and use for placement, as it is the actual size of the embroidery design.

Height: 116.7 mm
Width: 152.8 mm
Stitches: 16,391
Colors: 3
Color changes: 2
Trims: 19
Hoop: Users choice
Total bobbin: 43.68m

Color Sequence:

#	Color	Code Name	Chart
1.		532 Sunrise	Floriani
2.		370 Mint Julep	Floriani
3.		125 Bright Pink	Floriani






Design: Shell Yeah A

The Start (green S) and (red E) are both centered. This means the design will Start and End in the center of the design. You can print this out onto your favorite template material (set printer to print Actual Size) and use for placement, as it is the actual size of the embroidery design.

Height: 7.01 in
Width: 5.35 in
Stitches: 21,232
Colors: 3
Color changes: 2
Trims: 19
Hoop: Users choice
Total bobbin: 190.54ft

Color Sequence:

#	Color	Code Name	Chart
1.		532 Sunrise	Floriani
2.		370 Mint Julep	Floriani
3.		125 Bright Pink	Floriani

