



Creative Fabrica

**Embroidery Design
Sewing Information**

www.creativefabrica.com/embroidery/

© Creative Fabrica

Design:Dad's Fix It C

The Start (green S) and (red E) are both centered. This means the design will Start and End in the center of the design. You can print this out onto your favorite template material (set printer to print Actual Size) and use for placement, as it is the actual size of the embroidery design.

Height: 5.00 in
Width: 4.92 in
Stitches: 17,715
Colors: 3
Color changes: 2
Trims: 44
Hoop: Users choice
Total bobbin: 124.89ft

Color Sequence:

#	Color	Code	Name	Chart
1.		900	Black	Floriani
2.		537	Carrot	Floriani
3.		703	Ruby Red	Floriani





Design:Dad's Fix It B

The Start (green S) and (red E) are both centered. This means the design will Start and End in the center of the design. You can print this out onto your favorite template material (set printer to print Actual Size) and use for placement, as it is the actual size of the embroidery design.

Height:	6.00 in
Width:	5.90 in
Stitches:	22,220
Colors:	3
Color changes:	2
Trims:	48
Hoop:	Users choice
Total bobbin:	173.40ft

Color Sequence:				
#	Color	Code	Name	Chart
1.		900	Black	Floriani
2.		537	Carrot	Floriani
3.		703	Ruby Red	Floriani

Design:Dad's Fix It A






Design:Dad's Fix It A

The Start (green S) and (red E) are both centered. This means the design will Start and End in the center of the design. You can print this out onto your favorite template material (set printer to print Actual Size) and use for placement, as it is the actual size of the embroidery design.

Height:	7.00 in
Width:	6.89 in
Stitches:	27,241
Colors:	3
Color changes:	2
Trims:	48
Hoop:	Users choice
Total bobbin:	229.15ft

Color Sequence:

#	Color	Code	Name	Chart
1.		900	Black	Floriani
2.		537	Carrot	Floriani
3.		703	Ruby Red	Floriani