



Creative Fabrica

**Embroidery Design
Sewing Information**

www.creativefabrica.com/embroidery/

© Creative Fabrica

Needle Thread consumption

1	723 st.	12.5% (3.2 m)
2	1820 st.	27.1% (6.9 m)
3	5691 st.	52.7% (13.4 m)
4	827 st.	7.7% (2.0 m)

Upper thread 25.5 m
Bobbin 8.5 m

File: CF_104.pes (Babylock, Bernina, Brother #PES0090)

Stitches: 9061

Size: 82.4 x 75.6 mm (3.24 x 2.98 ")

Begin: 41.2, 37.8 mm

End: 0.9, 17.3 mm

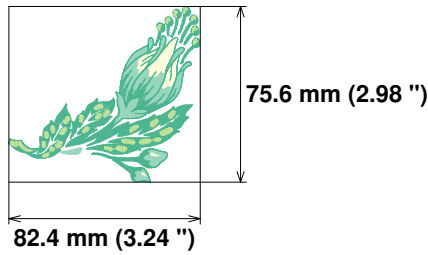
Start needle: 1

Colors: 4/4 , Stops: 3

Date: 12/6/2024

This area is reserved for your logo. Place logo.bmp file (width: 1442 , height: 474 pixels) in the same folder as embird.exe file.


This area is reserved for your address information. Place address.txt text file containing your address in the same folder as embird.exe file.



Histogram

- (724) Stop 1
- (2544) Stop 2
- (8235) Stop 3
- (9061) End

Stitches ratio diagram:



Needle Thread consumption

1	199 st.	7.2%	(0.9 m)
2	646 st.	24.2%	(2.9 m)
3	2987 st.	62.8%	(7.6 m)
4	246 st.	5.8%	(0.7 m)

Upper thread 12.0 m
Bobbin 4.0 m

File: CF_103.pes (Babylock, Bernina, Brother #PES0090)

Stitches: 4078

Size: 41.8 x 62.8 mm (1.65 x 2.47 ")

Begin: 20.9, 31.4 mm

End: 25.6, 26.6 mm

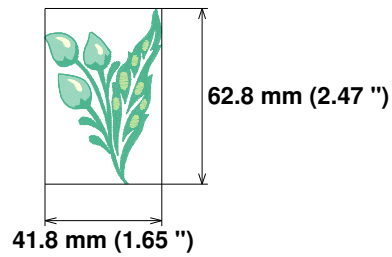
Start needle: 1

Colors: 4/4 , Stops: 3

Date: 12/6/2024

This area is reserved for your logo. Place logo.bmp file (width: 1442 , height: 474 pixels) in the same folder as embird.exe file.

This area is reserved for your address information. Place address.txt text file containing your address in the same folder as embird.exe file.



Histogram

Stitches ratio diagram:

- (200) Stop 1
- (846) Stop 2
- (3833) Stop 3
- (4078) End



Needle Thread consumption

1	1355 st.	12.3% (5.1 m)
2	2747 st.	25.2% (10.5 m)
3	8184 st.	55.0% (23.0 m)
4	1008 st.	7.4% (3.1 m)

Upper thread 41.7 m
 Bobbin 13.9 m

File: CF_102.pes (Babylock, Bernina, Brother #PES0090)

Stitches: 13294

Size: 72.6 x 88.8 mm (2.86 x 3.50 ")

Begin: 36.3, 44.4 mm

End: 35.6, 78.0 mm

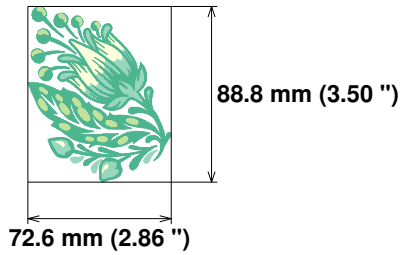
Start needle: 1

Colors: 4/4 , Stops: 3

Date: 12/6/2024

This area is reserved for your logo. Place logo.bmp file (width: 1442 , height: 474 pixels) in the same folder as embird.exe file.

This area is reserved for your address information. Place address.txt text file containing your address in the same folder as embird.exe file.



Histogram

(1356) Stop 1
 (4103) Stop 2
 (12287) Stop 3
 (13294) End

Stitches ratio diagram:



Needle Thread consumption

1	5070 st.	33.6% (24.8 m)
2	4856 st.	22.2% (16.4 m)
3	9955 st.	42.9% (31.7 m)
4	349 st.	1.3% (1.0 m)

Upper thread 73.8 m
Bobbin 24.6 m

File: CF_101.pes (Babylock, Bernina, Brother #PES0090)

Stitches: 20230

Size: 85.8 x 100.6 mm (3.38 x 3.96 ")

Begin: 42.9, 60.8 mm

End: 35.0, 53.7 mm

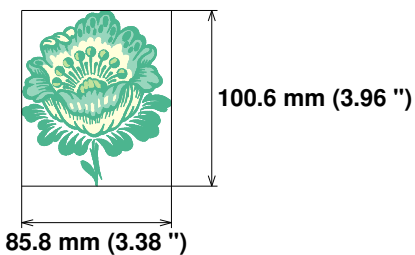
Start needle: 1

Colors: 4/4 , Stops: 3

Date: 12/6/2024

This area is reserved for your logo. Place logo.bmp file (width: 1442 , height: 474 pixels) in the same folder as embird.exe file.

This area is reserved for your address information. Place address.txt text file containing your address in the same folder as embird.exe file.



Histogram

(5071) Stop 1
(9927) Stop 2
(19882) Stop 3
(20230) End

Stitches ratio diagram:

