




Creative Fabrica

**Embroidery Design
Sewing Information**

www.creativefabrica.com/embroidery/

© Creative Fabrica



Design:Wildflower Meadow C
The Start (green S) and (red E) are both centered. This means the design will Start and End in the center of the design. You can print this out onto your favorite template material (set printer to print Actual Size) and use for placement, as it is the actual size of the embroidery design.

Height:2.32 in

Width:5.00 in

Stitches:3,367

Colors:1

Color changes:0


Trims:5

Hoop:Users choice

Total bobbin:15.65ft

Color Sequence:

#	Color	Code	Name	Chart
1.	<div></div>	512	Primrose Jasmine	Floriani



Design:Wildflower Meadow B

The Start (green S) and (red E) are both centered. This means the design will Start and End in the center of the design. You can print this out onto your favorite template material (set printer to print Actual Size) and use for placement, as it is the actual size of the embroidery design.

Height:

5.96 in

Width:

2.77 in

Stitches:

3,739

Colors:

1

Color changes:

0

Trims:

5


Hoop:


Users choice

Total bobbin:

17.97ft

Color Sequence:

#	Color	Code	Name	Chart
1.		512	Primrose Jasmine	Floriani



Design:Wildflower Meadow A

The Start (green S) and (red E) are both centered. This means the design will Start and End in the center of the design. You can print this out onto your favorite template material (set printer to print Actual Size) and use for placement, as it is the actual size of the embroidery design.

Height:

177.8 mm

Width:

82.6 mm

Stitches:

4,164

Colors:

1

Color changes:

0

Trims:

5

Hoop:

Users choice

Total bobbin:

6.60m

Color Sequence:

#	Color	Code	Name	Chart
1.		512	Primrose Jasmine	Floriani