




Creative Fabrica

**Embroidery Design
Sewing Information**

www.creativefabrica.com/embroidery/

© Creative Fabrica




Design:Neptunea Snail C

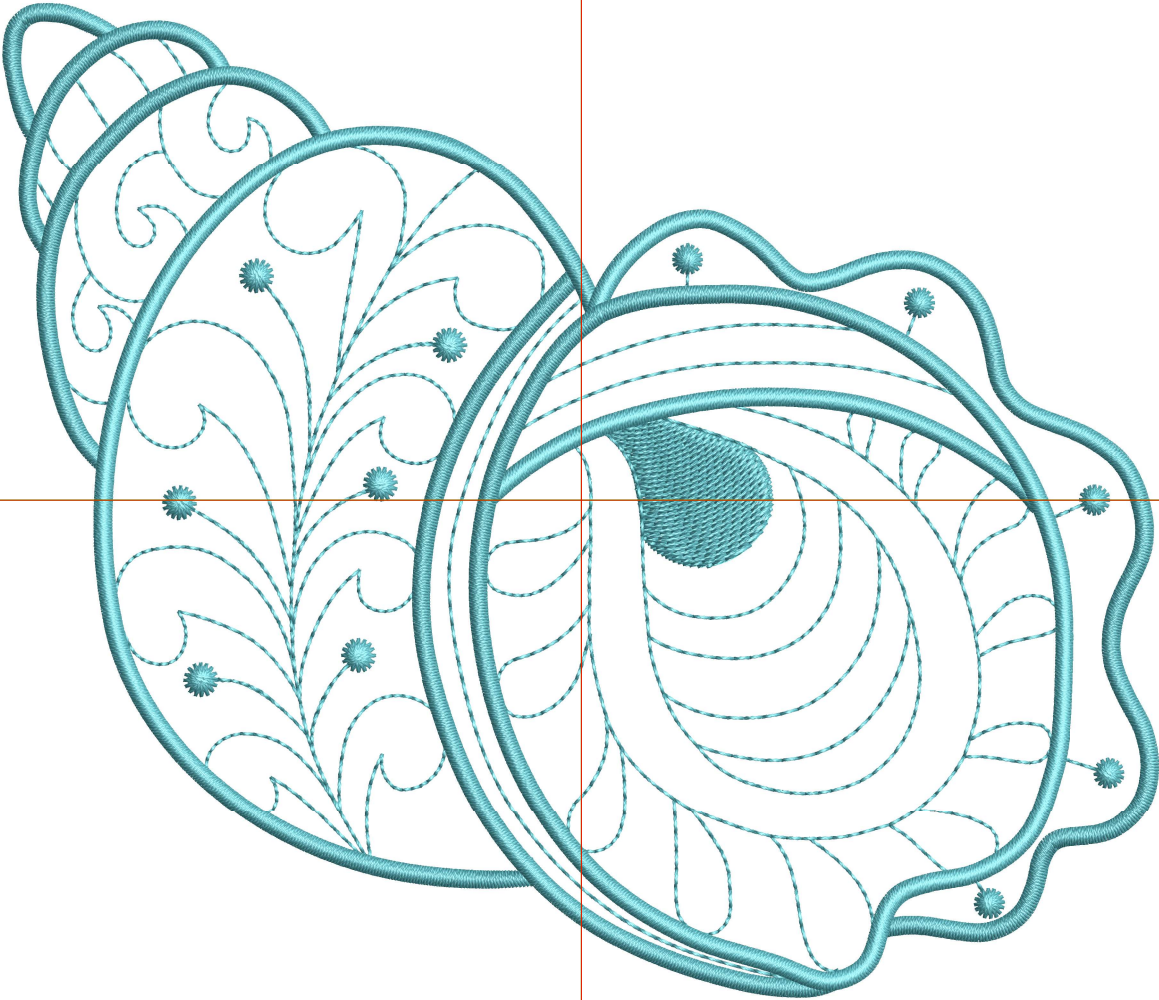
The Start (green S) and (red E) are both centered. This means the design will Start and End in the center of the design. You can print this out onto your favorite template material (set printer to print Actual Size) and use for placement, as it is the actual size of the embroidery design.

Height:	4.32 in
Width:	5.02 in
Stitches:	9,105
Colors:	1
Color changes:	0
Trims:	1
Hoop:	Users choice
Total bobbin:	50.05ft

Color Sequence:

#	Color	Code	Name	Chart
1.		K33	Blue Harmony	Floriani

Design:Neptunea Snail B




Design:Neptunea Snail B

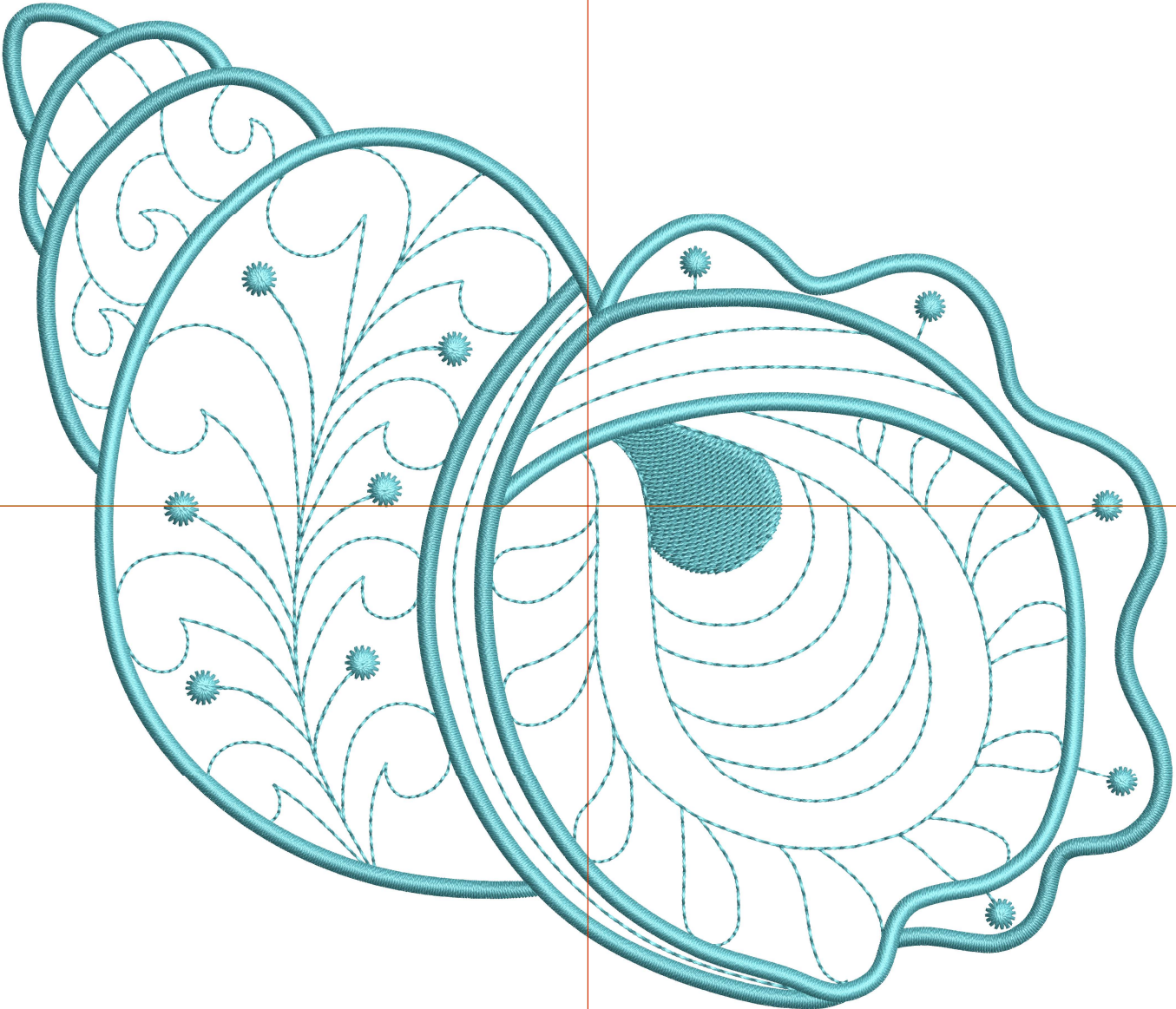
The Start (green S) and (red E) are both centered. This means the design will Start and End in the center of the design. You can print this out onto your favorite template material (set printer to print Actual Size) and use for placement, as it is the actual size of the embroidery design.

Height: 5.19 in
Width: 6.02 in
Stitches: 10,819
Colors: 1
Color changes: 0
Trims: 1
Hoop: Users choice
Total bobbin: 66.03ft

Color Sequence:

#	Color	Code	Name	Chart
1.		K33	Blue Harmony	Floriani

Design:Neptunea Snail A




Design:Neptunea Snail A

The Start (green S) and (red E) are both centered. This means the design will Start and End in the center of the design. You can print this out onto your favorite template material (set printer to print Actual Size) and use for placement, as it is the actual size of the embroidery design.

Height:	6.04 in
Width:	7.02 in
Stitches:	12,485
Colors:	1
Color changes:	0
Trims:	1
Hoop:	Users choice
Total bobbin:	83.77ft

Color Sequence:

#	Color	Code	Name	Chart
1.		K33	Blue Harmony	Floriani