



Creative Fabrica

**Embroidery Design
Sewing Information**

www.creativefabrica.com/embroidery/

© Creative Fabrica

Production Worksheet

Wilcom EmbroideryStudio - Designing

DISPATCH INFERNO EMBROIDERY 3.5X6

Design: **Dispatch Inferno Embroidery 3.5x6**

Title:

Stitches: 20,833
 Height: 6.31 in
 Width: 3.55 in
 Colors: 3
 Colorway: Colorway 1
 Zoom: 1:1



Machine format: Tajima
 Color changes: 2
 Stops: 3
 Trims: 26
 Appliqués: 0
 Left: 45.1 mm
 Right: 45.1 mm
 Up: 80.1 mm
 Down: 80.1 mm
 EndX: 0.00 in
 EndY: 0.00 in
 Area: 22.40 in²
 Max stitch: 11.0 mm
 Min stitch: 0.1 mm
 Max jump: 6.8 mm
 Total thread: 413.11ft
 Total bobbin: 163.21ft

Stop Sequence:

#	N#	Color	St.	Code	Name	Chart
1.	8	Black	13,113	8	Black	Default
2.	9	White	1,121	9	White	Default
3.	4	Yellow	6,597	4	Yellow	Default

Production Worksheet

Wilcom EmbroideryStudio - Designing

DISPATCH INFERNO EMBROIDERY 4.5X8

Design: **Dispatch Inferno Embroidery 4.5x8**

Title:

Stitches: 31,177
Height: 8.10 in
Width: 4.56 in
Colors: 3
Colorway: Colorway 1
Zoom: 1:1



Machine format: Tajima
Color changes: 2
Stops: 3
Trims: 27
Appliqués: 0
Left: 57.9 mm
Right: 57.9 mm
Up: 102.9 mm
Down: 102.9 mm
EndX: 0.00 in
EndY: 0.00 in
Area: 36.95 in²
Max stitch: 10.9 mm
Min stitch: 0.1 mm
Max jump: 6.8 mm
Total thread: 652.05ft
Total bobbin: 264.59ft

Stop Sequence:

#	N#	Color	St.	Code	Name	Chart
1.	8	Black	20,790	8	Black	Default
2.	9	White	1,416	9	White	Default
3.	4	Yellow	8,969	4	Yellow	Default

Production Worksheet

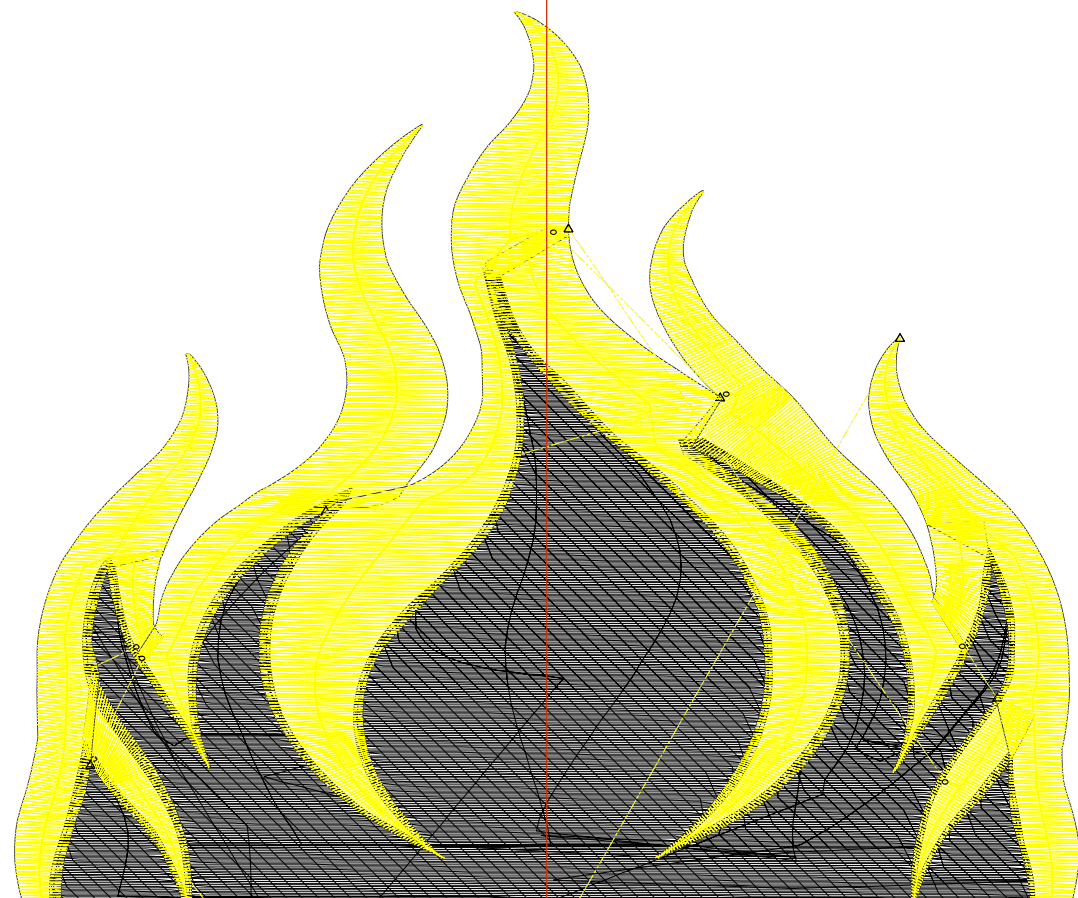
Wilcom EmbroideryStudio - Designing

DISPATCH INFERNO EMBROIDERY 5.5X9

Design: Dispatch Inferno Embroidery 5.5x9

Title:

Stitches: 43,307
Height: 9.84 in
Width: 5.54 in
Colors: 3
Colorway: Colorway 1
Zoom: 1:1



1 1
1 1

2 2
2 2

1 1
1 1

2 2
2 2

1

2



2

Production Worksheet

Wilcom EmbroideryStudio - Designing

DISPATCH INFERNO EMBROIDERY 5.5X9




Design: **Dispatch Inferno Embroidery 5.5x9**

Title:

Stitches: 43,307
 Height: 9.84 in
 Width: 5.54 in
 Colors: 3
 Colorway: Colorway 1
 Zoom: 1:1

Machine format: Tajima
 Color changes: 2
 Stops: 3
 Trims: 29
 Appliqués: 0
 Left: 70.4 mm
 Right: 70.4 mm
 Up: 125.0 mm
 Down: 125.0 mm
 EndX: 0.00 in
 EndY: 0.00 in
 Area 54.55 in²
 Max stitch: 11.0 mm
 Min stitch: 0.2 mm
 Max jump: 7.0 mm
 Total thread: 936.49ft
 Total bobbin: 385.98ft

Stop Sequence:

#	N#	Color	St.	Code	Name	Chart
1.	8		29,812	8	Black	Default
2.	9		1,710	9	White	Default
3.	4		11,783	4	Yellow	Default

Production Worksheet

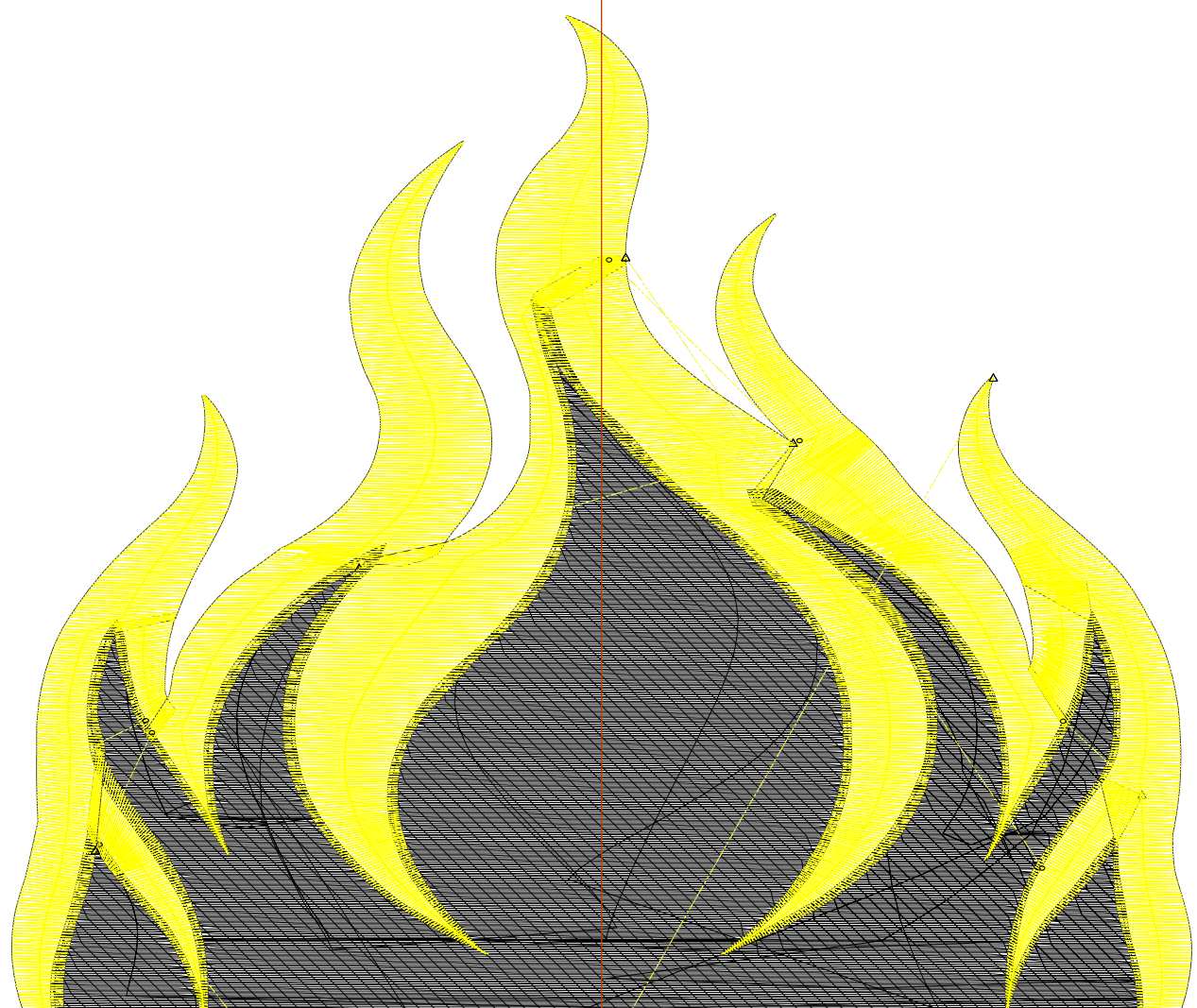
Wilcom EmbroideryStudio - Designing

DISPATCH INFERNO EMBROIDERY 6.5X11

Design: Dispatch Inferno Embroidery 6.5x11

Title:

Stitches: 57,204
Height: 11.55 in
Width: 6.50 in
Colors: 3
Colorway: Colorway 1
Zoom: 1:1



1 1
1 1

2 2
2 2

1

2



2

Production Worksheet

Wilcom EmbroideryStudio - Designing

DISPATCH INFERNO EMBROIDERY 6.5X11




Design: **Dispatch Inferno Embroidery 6.5x11**

Stitches: 57,204
 Height: 11.55 in
 Width: 6.50 in
 Colors: 3
 Colorway: Colorway 1
 Zoom: 1:1

Title:

Machine format: Tajima
 Color changes: 2
 Stops: 3
 Trims: 33
 Appliqués: 0
 Left: 82.6 mm
 Right: 82.6 mm
 Up: 146.7 mm
 Down: 146.7 mm
 EndX: 0.00 in
 EndY: 0.00 in
 Area: 75.10 in²
 Max stitch: 11.0 mm
 Min stitch: 0.2 mm
 Max jump: 6.9 mm
 Total thread: 1264.47ft
 Total bobbin: 526.30ft

Stop Sequence:

#	N#	Color	St.	Code	Name	Chart
1.	8		40,186	8	Black	Default
2.	9		2,011	9	White	Default
3.	4		15,005	4	Yellow	Default