



Creative Fabrica

**Embroidery Design
Sewing Information**

www.creativefabrica.com/embroidery/

© Creative Fabrica

Production Worksheet

Wilcom EmbroideryStudio - Designing

SKULLBASE EMBROIDERY 4X3

Design: **Skullbase Embroidery 4x3**

Title:

Stitches: 16,121
 Height: 3.75 in
 Width: 4.01 in
 Colors: 3
 Colorway: Colorway 1
 Zoom: 1:1

Machine format: Tajima
 Color changes: 2
 Stops: 3
 Trims: 40
 Appliqués: 0
 Left: 51.0 mm
 Right: 51.0 mm
 Up: 47.7 mm
 Down: 47.7 mm
 EndX: 0.00 in
 EndY: 0.00 in
 Area 15.06 in²
 Max stitch: 6.8 mm
 Min stitch: 0.3 mm
 Max jump: 6.8 mm
 Total thread: 297.04ft
 Total bobbin: 112.76ft

Stop Sequence:

#	N#	Color	St.	Code	Name	Chart
1.	17	█	9,081	R4	G27 B64	
2.	16	█	1,917	R208	G55 B54	
3.	18	█	5,121	R254	G254 B254	



Production Worksheet

Wilcom EmbroideryStudio - Designing

SKULLBASE EMBROIDERY 5X4




Design: **Skullbase Embroidery 5x4**

Title:

Stitches: 22,246
 Height: 4.72 in
 Width: 5.05 in
 Colors: 3
 Colorway: Colorway 1
 Zoom: 1:1

Machine format: Tajima
 Color changes: 2
 Stops: 3
 Trims: 41
 Appliqués: 0
 Left: 64.1 mm
 Right: 64.1 mm
 Up: 60.0 mm
 Down: 60.0 mm
 EndX: 0.00 in
 EndY: 0.00 in
 Area: 23.86 in²
 Max stitch: 7.0 mm
 Min stitch: 0.3 mm
 Max jump: 7.0 mm
 Total thread: 438.34ft
 Total bobbin: 172.67ft

Stop Sequence:

#	N#	Color	St.	Code	Name	Chart
1.	17		13,043	R4	G27 B64	
2.	16		2,582	R208	G55 B54	
3.	18		6,619	R254	G254 B254	



Production Worksheet

Wilcom EmbroideryStudio - Designing

SKULLBASE EMBROIDERY 6X5

Design: **Skullbase Embroidery 6x5**

Title:

Stitches: 28,750
Height: 5.65 in
Width: 6.03 in
Colors: 3
Colorway: Colorway 1
Zoom: 1:1



Production Worksheet

Wilcom EmbroideryStudio - Designing

SKULLBASE EMBROIDERY 6X5




Design: **Skullbase Embroidery 6x5**

Title:

Stitches: 28,750
Height: 5.65 in
Width: 6.03 in
Colors: 3
Colorway: Colorway 1
Zoom: 1:1

Machine format: Tajima
Color changes: 2
Stops: 3
Trims: 45
Appliqués: 0
Left: 76.6 mm
Right: 76.6 mm
Up: 71.7 mm
Down: 71.7 mm
EndX: 0.00 in
EndY: 0.00 in
Area 34.08 in²
Max stitch: 7.0 mm
Min stitch: 0.3 mm
Max jump: 6.9 mm
Total thread: 596.28ft
Total bobbin: 240.97ft

Stop Sequence:

#	N#	Color	St.	Code	Name	Chart
1.	17		17,422		R4 G27 B64	
2.	16		3,153		R208 G55 B54	
3.	18		8,173		R254 G254 B254	

Production Worksheet

Wilcom EmbroideryStudio - Designing

SKULLBASE EMBROIDERY 7X6

Design: **Skullbase Embroidery 7x6**

Title:

Stitches: 36,871
Height: 6.60 in
Width: 7.05 in
Colors: 3
Colorway: Colorway 1
Zoom: 1:1



Production Worksheet

Wilcom EmbroideryStudio - Designing

SKULLBASE EMBROIDERY 7X6




Design: **Skullbase Embroidery 7x6**

Title:

Stitches: 36,871
 Height: 6.60 in
 Width: 7.05 in
 Colors: 3
 Colorway: Colorway 1
 Zoom: 1:1

Machine format: Tajima
 Color changes: 2
 Stops: 3
 Trims: 59
 Appliqués: 0
 Left: 89.5 mm
 Right: 89.5 mm
 Up: 83.8 mm
 Down: 83.8 mm
 EndX: 0.00 in
 EndY: 0.00 in
 Area 46.51 in²
 Max stitch: 7.0 mm
 Min stitch: 0.3 mm
 Max jump: 7.0 mm
 Total thread: 788.43ft
 Total bobbin: 323.26ft

Stop Sequence:

#	N#	Color	St.	Code	Name	Chart
1.	17		22,940		R4 G27 B64	
2.	16		3,992		R208 G55 B54	
3.	18		9,937		R254 G254 B254	