



Creative Fabrica

**Embroidery Design
Sewing Information**

www.creativefabrica.com/embroidery/

© Creative Fabrica

Design:Monster Face 3A

S

E

S

E







Design:Monster Face 3B

The Start (green S) and (red E) are both centered. This means the design will Start and End in the center of the design. You can print this out onto your favorite template material (set printer to print Actual Size) and use for placement, as it is the actual size of the embroidery design.

Height: 6.37 in
Width: 6.71 in
Stitches: 16,556
Colors: 3
Color changes: 3
Trims: 6
Hoop: User Defined
Total bobbin: 147.82ft

Color Sequence:

#	Color	Code	Name	Chart
1.		231	Sour Apple	Floriani
2.		512	Primrose Jasmine	Floriani
3.		900	Black	Floriani
4.		231	Sour Apple	Floriani

Design:Monster Face 3B







Design:Monster Face 3A


The Start (green S) and (red E) are both centered. This means the design will Start and End in the center of the design. You can print this out onto your favorite template material (set printer to print Actual Size) and use for placement, as it is the actual size of the embroidery design.

Height: 7.28 in
Width: 7.64 in
Stitches: 20,542
Colors: 3
Color changes: 3
Trims: 6
Hoop: User Defined
Total bobbin: 190.59ft

Color Sequence:

#	Color	Code	Name	Chart
1.		231	Sour Apple	Floriani
2.		512	Primrose Jasmine	Floriani
3.		900	Black	Floriani
4.		231	Sour Apple	Floriani

Design:Monster Face 3C








Design:Monster Face 3C

The Start (green S) and (red E) are both centered. This means the design will Start and End in the center of the design. You can print this out onto your favorite template material (set printer to print Actual Size) and use for placement, as it is the actual size of the embroidery design.

Height: 5.47 in
Width: 5.74 in
Stitches: 13,092
Colors: 3
Color changes: 3
Trims: 6
Hoop: User Defined
Total bobbin: 110.02ft

Color Sequence:

#	Color	Code	Name	Chart
1.		231	Sour Apple	Floriani
2.		512	Primrose Jasmine	Floriani
3.		900	Black	Floriani
4.		231	Sour Apple	Floriani




Design:Monster Face 3D

The Start (green S) and (red E) are both centered. This means the design will Start and End in the center of the design. You can print this out onto your favorite template material (set printer to print Actual Size) and use for placement, as it is the actual size of the embroidery design.

Height:	4.56 in
Width:	4.78 in
Stitches:	9,539
Colors:	3
Color changes:	3
Trims:	6
Hoop:	User Defined
Total bobbin:	78.02ft

Color Sequence:

#	Color	Code	Name	Chart
1.		231	Sour Apple	Floriani
2.		512	Primrose Jasmine	Floriani
3.		900	Black	Floriani
4.		231	Sour Apple	Floriani



Design:Monster Face 3E

The Start (green S) and (red E) are both centered. This means the design will Start and End in the center of the design. You can print this out onto your favorite template material (set printer to print Actual Size) and use for placement, as it is the actual size of the embroidery design.

Height:	3.47 in
Width:	3.64 in
Stitches:	6,510
Colors:	3
Color changes:	3
Trims:	6
Hoop:	User Defined
Total bobbin:	47.35ft

Color Sequence:

#	Color	Code	Name	Chart
1.		231	Sour Apple	Floriani
2.		512	Primrose Jasmine	Floriani
3.		900	Black	Floriani
4.		231	Sour Apple	Floriani